

The background of the entire image is a repeating pattern of overlapping hearts in various shades of purple, from light lavender to deep violet. The hearts are arranged in a grid-like fashion, creating a textured, decorative effect.

***Toronto Camera Club
Creative Competition № 3***

Welcome to the Results

BEFORE WE START, I HAVE A CORRECTION TO MAKE FROM THE LAST
COMPETITION:

DURING AN IMAGE CHECK FOR COMPETITION 3, IT WAS
DISCOVERED THAT AN IMAGE THAT
RECEIVED AN HM AWARD IN COMPETITION 2 HAD ALSO RECEIVED
AN HM AWARD
IN LAST YEAR'S END OF YEAR COMPETITION.

THIS CONTRAVENES OUR RULES, I.E., NO IMAGE CAN WIN MORE
THAN

ONE AWARD IN ANY CLUB COMPETITIONS.

THIS ERROR HAS BEEN CORRECTED. THE MAKER NOTIFIED, AND OUR

Dreaming of Spring Days by Terri Jankelow

Scored: 8, 9, 8 for 25 and HM



THANKS TO:

TECHNICAL SUPPORT 1 – ON-LINE COMPETITION:

CATALIN SANDU

JUDGES: ROBERT ZAKRISON; BRUCE BURTON,

JOHN ALLMAN

SUBMISSIONS/SCORING; PRESENTATION: GARETH

JONES

AWARD CERTIFICATES/THANK YOU CARDS: DROR

ORBACH

RESULTS POSTING: MATT FREPP



Creative Competition № 3

Beginners: 20 Images from 9 Makers

Advanced: 30 Images from 12 Makers

Masters: 38 Images from 14 Makers

Grand Total: 88 Images from 35 Makers

Creative Competition № 3

Things to Watch For:

*From 88 Images, there were 10 that
required re-sizing.*

*This translates into a bunch of emails to the
makers and a fair bit of extra work for me.*

Please be more careful in the future.

SCORING STATISTICS

J1: BRUCE BARTON – ETOBICOKE CAMERA CLUB

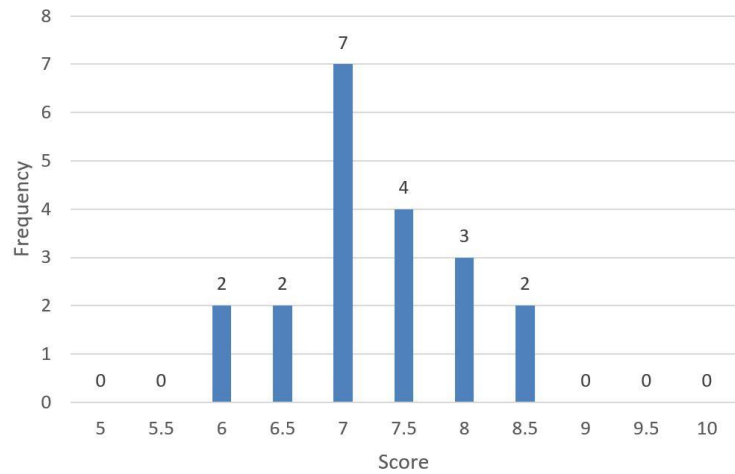
J2: ROBERT ZAKRISON – TORONTO DIGITAL
PHOTOGRAPHY CLUB

J3: JOHN ALLMAN – PHOTOGRAPHIC HISTORICAL SOCIETY
OF CANADA; TORONTO DIGITAL PHOTOGRAPHY CLUB

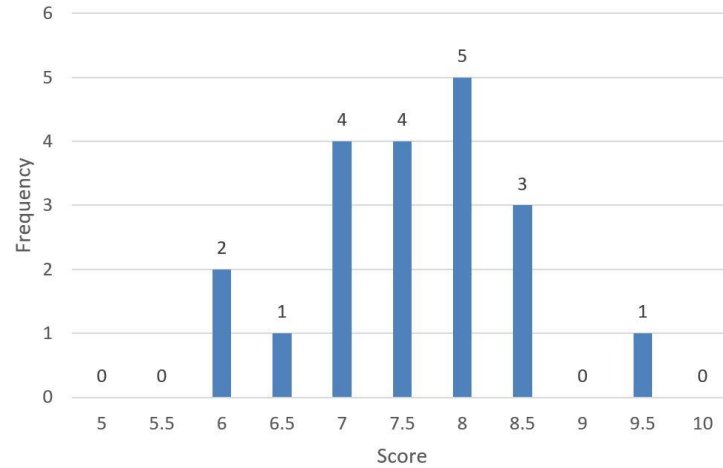
SCORING STATISTICS

BEGINNERS

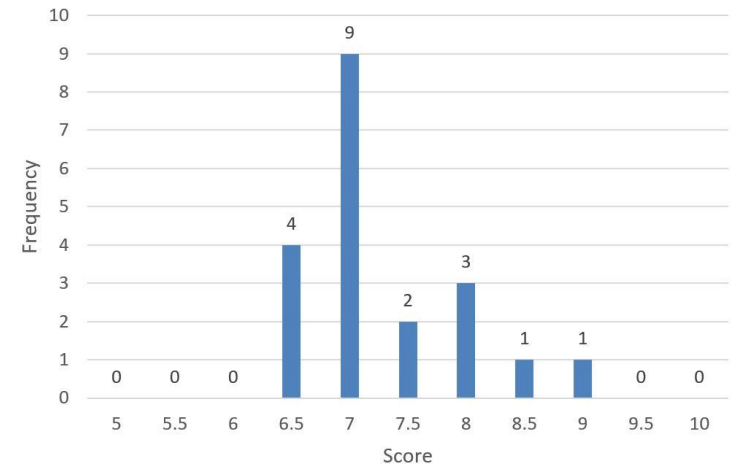
Bruce Barton



Robert Zakrison



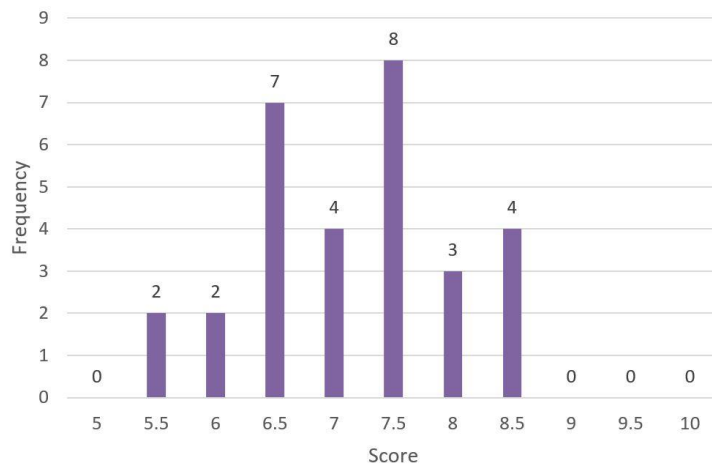
John Allman



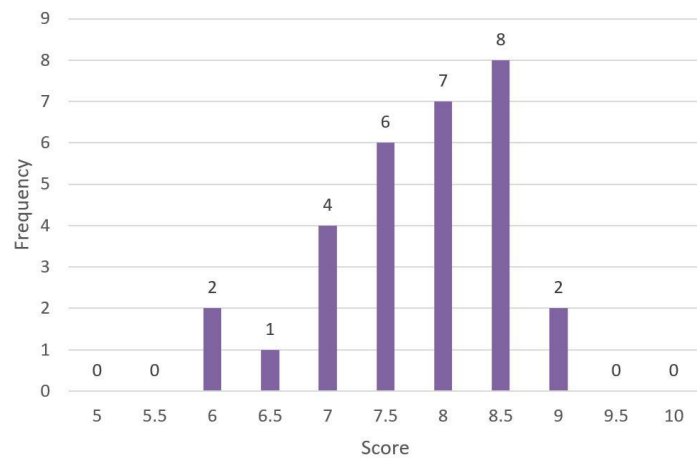
SCORING STATISTICS

ADVANCED

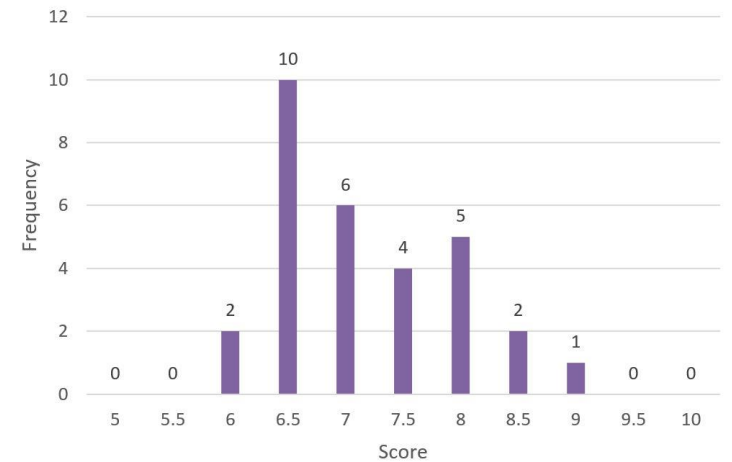
Bruce Barton



Robert Zakrison



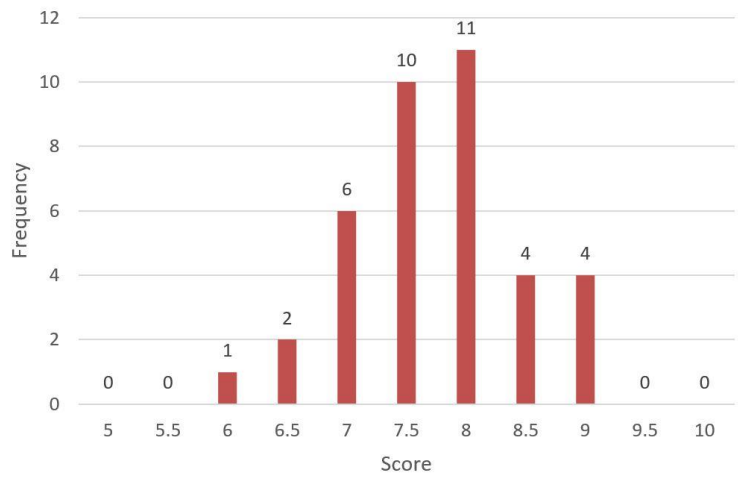
John Allman



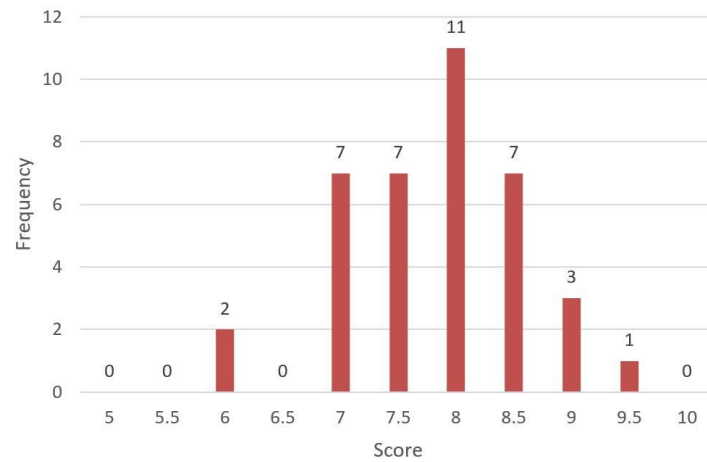
SCORING STATISTICS

NAME SCORES

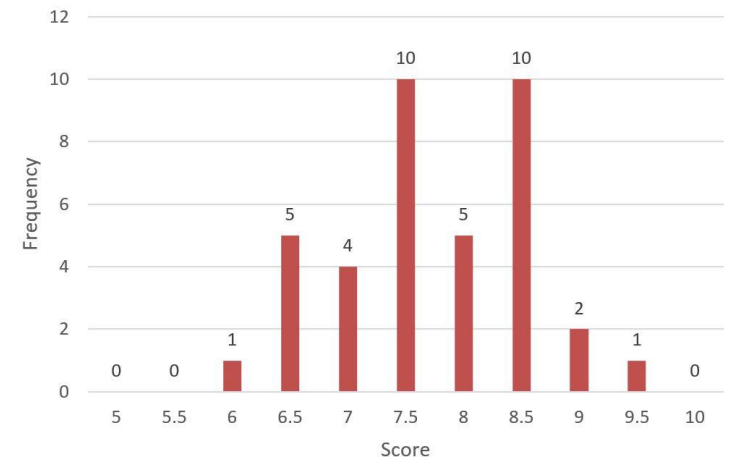
Bruce Barton



Robert Zakrison



John Allman



JUDGES' SCORING-STATISTICS

| Category | Judges | | | | | | | Average Total Score | Average Score (all Judges) | % Scores ≥9 (all Judges) | % Scores ≤5.5 (all Judges) |
|------------------------------|--------------------|-------|-----------------|-------|-------------|-------|----|---------------------|----------------------------|--------------------------|----------------------------|
| | J1 #1 | | J2 #2 | | J3 #3 | | | | | | |
| | Bruce Barton | | Robert Zakrison | | John Allman | | | | | | |
| Category 1: Beginners | | | | | | | | | | | |
| | Total Points: | 145.0 | | 151.5 | | 145.5 | | 147.3 | | | |
| | Average Score | 7.3 | | 7.6 | | 7.3 | | | 7.4 | | |
| | Percent of Average | 98% | | 103% | | 99% | | | | | |
| | Scores 9 or more | 0 | 0% | 1 | 5% | 1 | 5% | | | 3% | |
| | Scores 5.5 or less | 0 | 0% | 0 | 0% | 0 | 0% | | | | 0% |
| Category 2: Advanced | | | | | | | | | | | |
| | Total Points: | 214.5 | | 233.5 | | 215.0 | | 221.0 | | | |
| | Average Score | 7.2 | | 7.8 | | 7.2 | | | 7.4 | | |
| | Percent of Average | 97% | | 106% | | 97% | | | | | |
| | Scores 9 or more | 0 | 0% | 2 | 7% | 1 | 3% | | | 3% | |
| | Scores 5.5 or less | 2 | 7% | 0 | 0% | 0 | 0% | | | | 2% |
| Category 3: Masters | | | | | | | | | | | |
| | Total Points: | 294 | | 297.5 | | 294 | | 295.2 | | | |
| | Average Score | 7.7 | | 7.8 | | 7.7 | | | 7.8 | | |
| | Percent of Average | 100% | | 101% | | 100% | | | | | |
| | Scores 9 or more | 4 | 11% | 4 | 11% | 3 | 8% | | | 10% | |
| | Scores 5.5 or less | 0 | 0% | 0 | 0% | 0 | 0% | | | | 0% |

JUDGES' SCORING STATISTICS

| Category | Variance Between the Three Judges | | | | | | |
|-----------------------|-----------------------------------|--|--|--|--|--|--|
| | Number of Entries | Number of scores with variance of ≥ 1.5 | Percentage of scores with variance of ≥ 1.5 | Number of scores with variance of ≥ 2.0 | Percentage of scores with variance of ≥ 2 | Number of scores with variance of ≥ 3.0 | Percentage of scores with variance of ≥ 3 |
| Category 1: Beginners | 20 | 6 | 30% | 0 | 0% | 0 | 0% |
| Category 2: Advanced | 30 | 13 | 43% | 1 | 3% | 0 | 0% |
| Category 3: Masters | 38 | 14 | 37% | 4 | 11% | 0 | 0% |



Now it's Showtime...

So sit back

and enjoy the

Show!

(There will be a short break mid-show after the
Beginners results)