



***Toronto Camera Club  
Creative Competition № 2***

***Welcome to the Results***

**TECHNICAL SUPPORT 1 – ON-LINE COMPETITION: CATALIN SANDU  
JUDGES: NELLA PASCAL; LINDA CRESSWELL; MARION BUCCELLA  
SUBMISSIONS/SCORING; PRESENTATION: GARETH JONES  
AWARD CERTIFICATES/THANK YOU CARDS: DROR ORBACH  
RESULTS POSTING: MATT FREPP  
TCC WEBSITE: DAVID HILLOCK  
TECHNICAL SUPPORT 2 - ZOOM/RECORDING: MIKE FELLHAUER  
COMPETITION CHAIR: GARETH JONES**

***Thank you!***

## ***Creative Competition № 2***

***Beginners: 24 Images from 10 Makers***

***Advanced: 31 Images from 12 Makers***

***Masters: 23 Images from 8 Makers***

***Grand Total: 78 Images from 30 Makers***

***(Competition 1: 64 Images from 25 Makers)***

## ***Creative Competition № 2***

***As was reported in previous competitions, the new submission process is eliminating problems that we had prior, e.g. sizing.***

***This allows competitions to run so much smoother!  
Thank you, David Hillock, for the improvements.***

***[1 image was mis-sized (too small) and was corrected.]***



# SCORING STATISTICS

**J1: LINDA CRESSWELL – OSHAWA CAMERA CLUB**

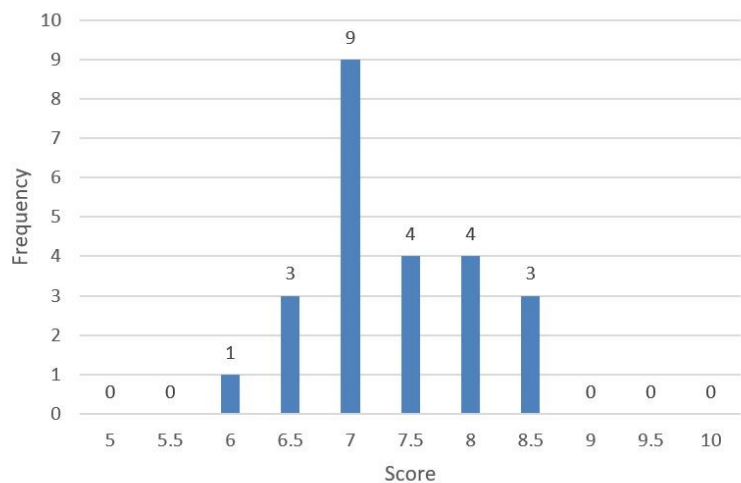
**J2: MARION BUCCELLA – LONDON CAMERA CLUB**

**J3: NELLA PASCAL – No DESIGNATED CLUB AT THIS TIME**

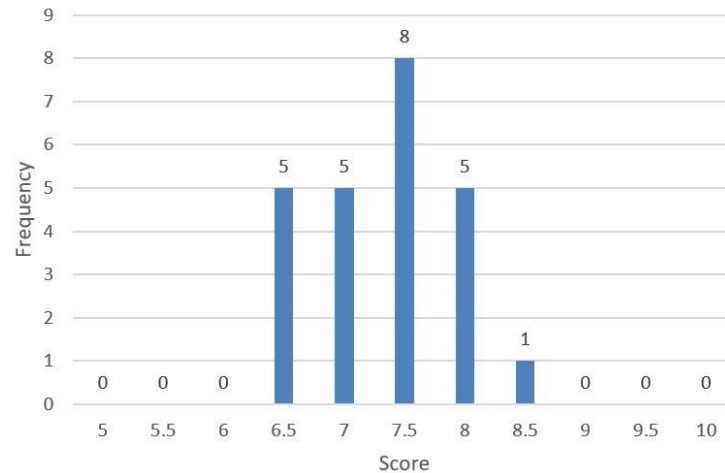
# SCORING STATISTICS

## BEGINNERS

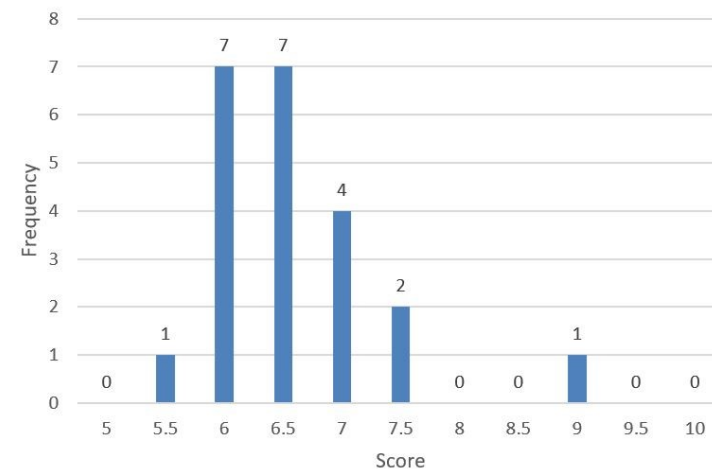
Linda Cresswell



Marion Buccella



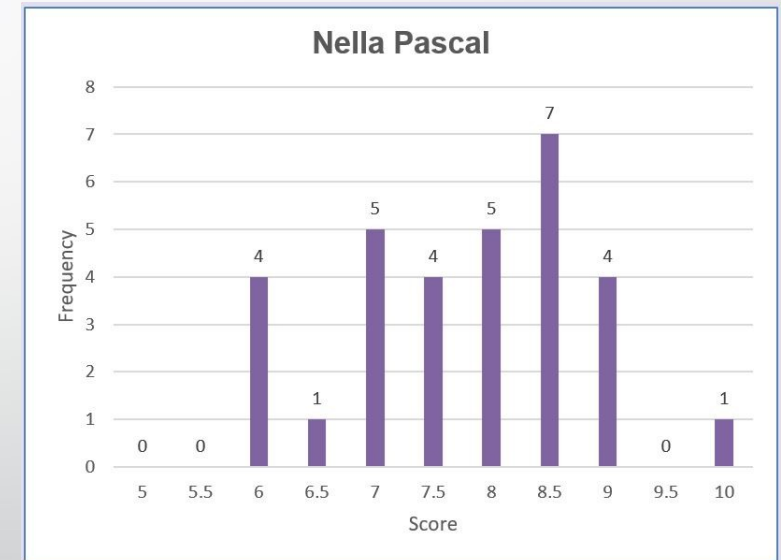
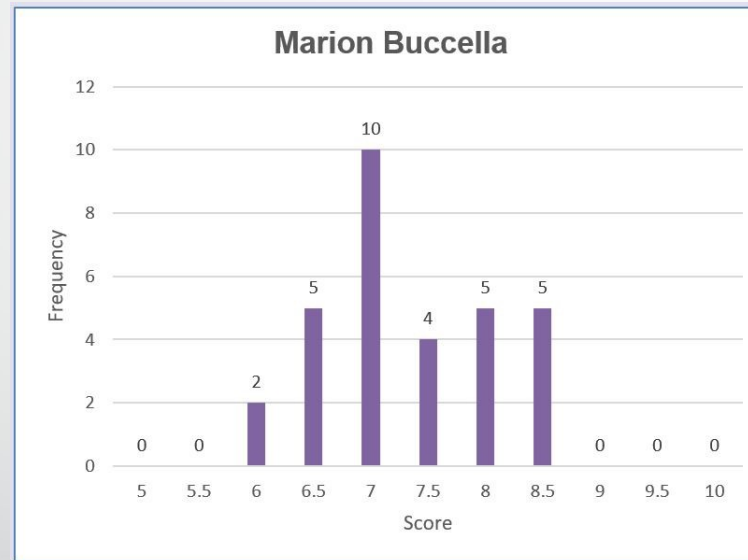
Toni Wallachy



SCORE NEEDED TO WIN AN AWARD = 24

# SCORING STATISTICS

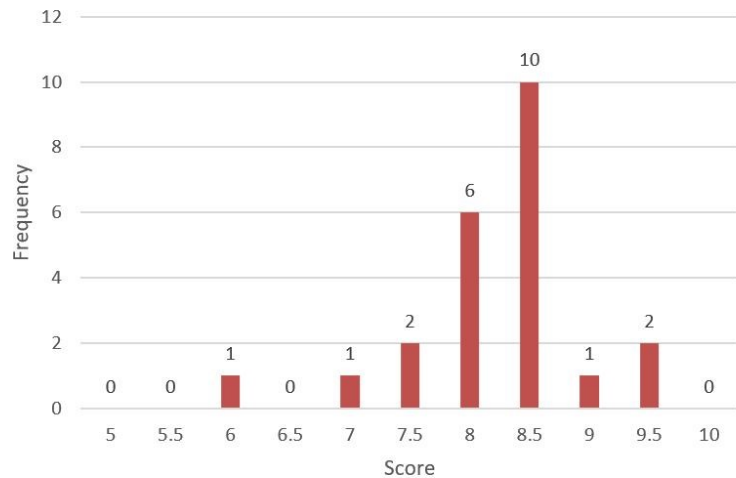
## ADVANCED



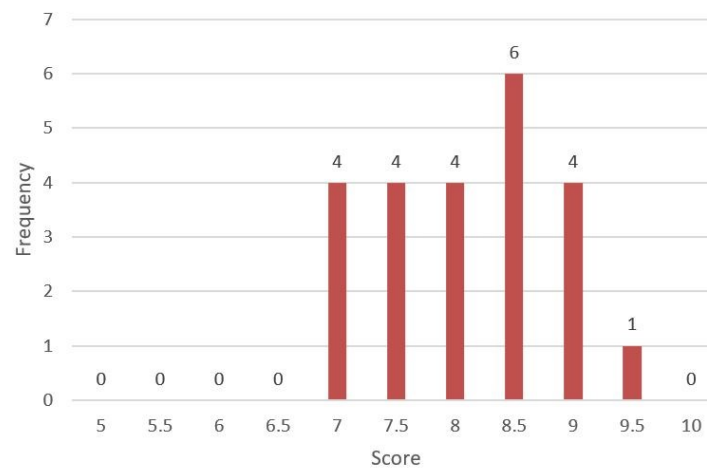
**SCORE NEEDED TO WIN AN AWARD = 25.5**

# SCORING STATISTICS MASTERS

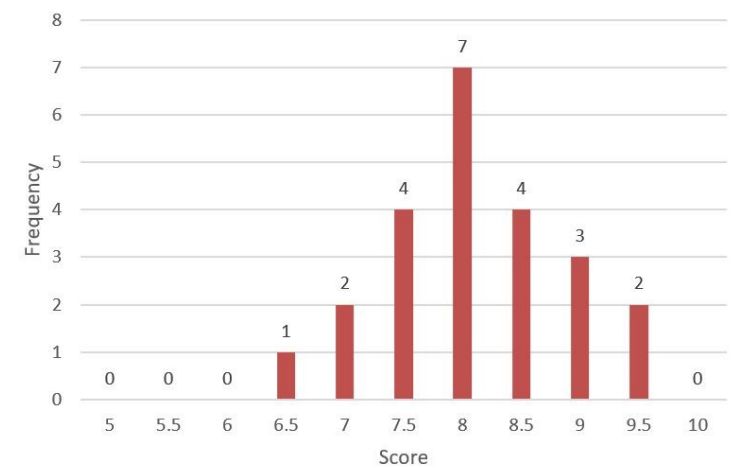
Linda Cresswell



Marion Buccella



Nella Pascal



SCORE NEEDED TO WIN AN AWARD = 26





# JUDGES' SCORING STATISTICS

Category	Variance Between the Three Judges						
	Number of Entries	Number of scores with variance of $\geq 1.5$	Percentage of scores with variance of $\geq 1.5$	Number of scores with variance of $\geq 2.0$	Percentage of scores with variance of $\geq 2$	Number of scores with variance of $\geq 3.0$	Percentage of scores with variance of $\geq 3$
Category 1: Beginners	24	5	21%	3	13%	0	0%
Category 2: Advanced	31	13	42%	5	16%	0	0%
Category 3: Masters	23	8	35%	3	13%	0	0%

[Note:

In Competition 1, the percentage of scores with a variance of 2 or more points was: B-41%, A-50% and M-36%]



**Now it's Showtime...  
So sit back and enjoy  
the Show!**

**(There will be a short break mid-show  
following the Beginners Results)**