

*Toronto Camera Club
Creative/Altered Reality
Competition № 3*

Welcome to the Results

**TECHNICAL SUPPORT 1 – ON-LINE COMPETITION: CATALIN SANDU
SUBMISSIONS/SCORING; PRESENTATION: GARETH JONES
AWARD CERTIFICATES/THANK YOU CARDS: DROR ORBACH
RESULTS POSTING: MATT FREPP
TCC WEBSITE: DAVID HILLOCK
TECHNICAL SUPPORT 2 - ZOOM/RECORDING: MIKE FELLHAUER
COMPETITION CHAIR: GARETH JONES**



Thank you!

JUDGES:

- **ROBYN ZOLNAI – ASSOCIATE DIRECTOR – STEPHEN BULGER GALLERY**
 - The Stephen Bulger Gallery connects people with photographs that inspire them. Since 1995, the gallery has become synonymous with great photographs of all types, making it Canada's destination for enjoying original photographs
- **KYLE MATUZEWSKI – CO-DIRECTOR – BAU-XI GALLERY**
 - The Bau-Xi Gallery was established in 1965 by Bau-Xi Huang in Vancouver to showcase the many Canadian artists in need of gallery representation on the West Coast. In 1976 Bau-Xi Gallery expanded its reach, opening a location in Toronto allowing for national representation for his artists in two of Canada's largest cities
- **TAIGA BENTLEY – ASSISTANT DIRECTOR – OLGAR KORPER GALLERY**
 - Established in 1973, the Olga Korper Gallery is committed to the promotion and exhibition of Canadian and international contemporary art, both locally and internationally. Having long demonstrated a strong commitment to painting and sculpture, the gallery's scope has developed to include installation and photo-based work.

Thank you!



Creative/Altered Reality Competition № 3

Beginners: 21 Images from 9 Makers

Advanced: 26 Images from 10 Makers

Masters: 28 Images from 10 Makers

Grand Total: 75 Images from 29 Makers

(Competition1: 64 Images from 25 Makers

Competition2: 78 Images from 30 Makers)



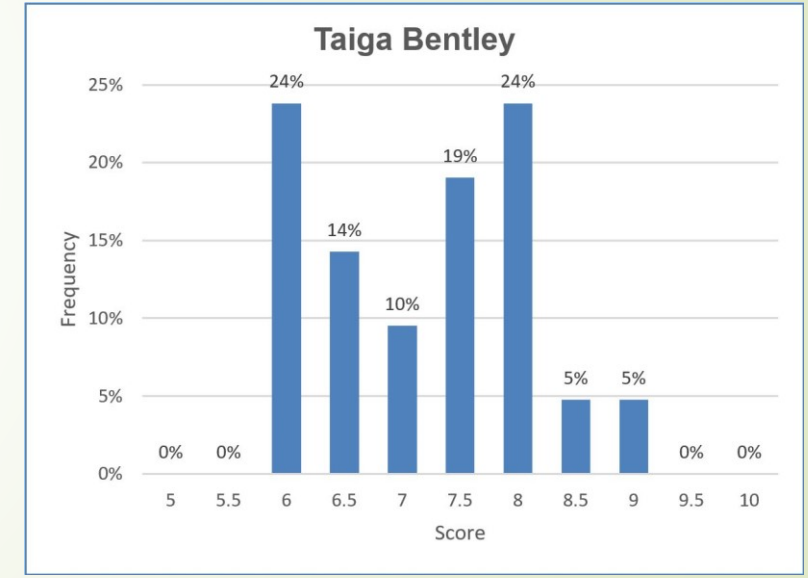
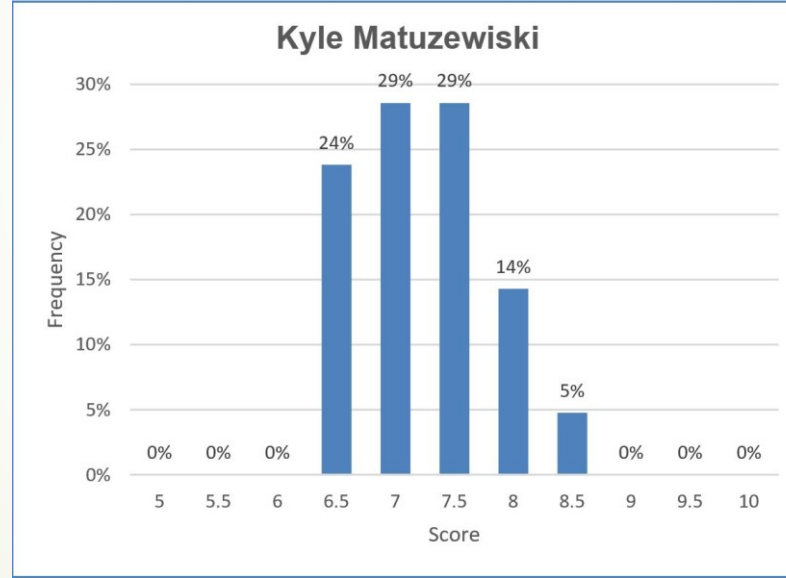
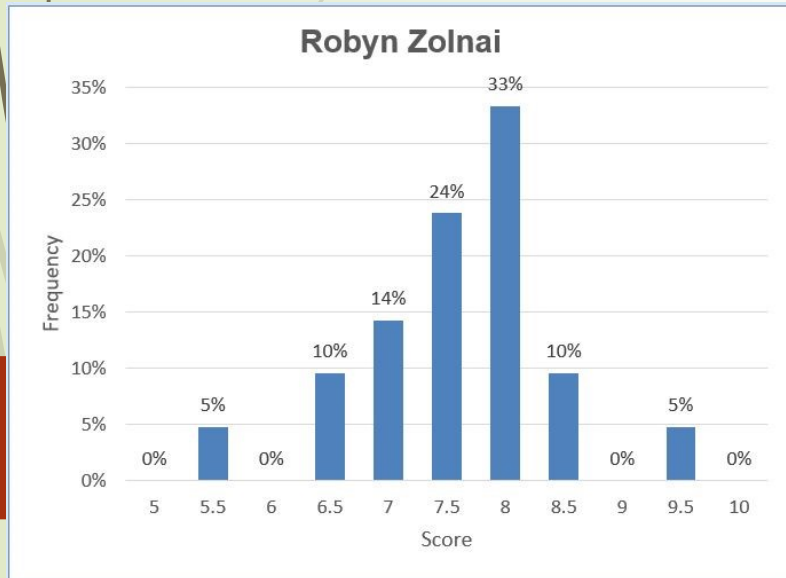
Creative/Altered Reality Competition № 3

As was reported in previous competitions, the new submission process is eliminating problems that we had prior, e.g. sizing. So, thank you David Hillock, for the improvements.

This was the FIRST competition I've run with no image issues that I had to deal with!! Hooray!

SCORING STATISTICS

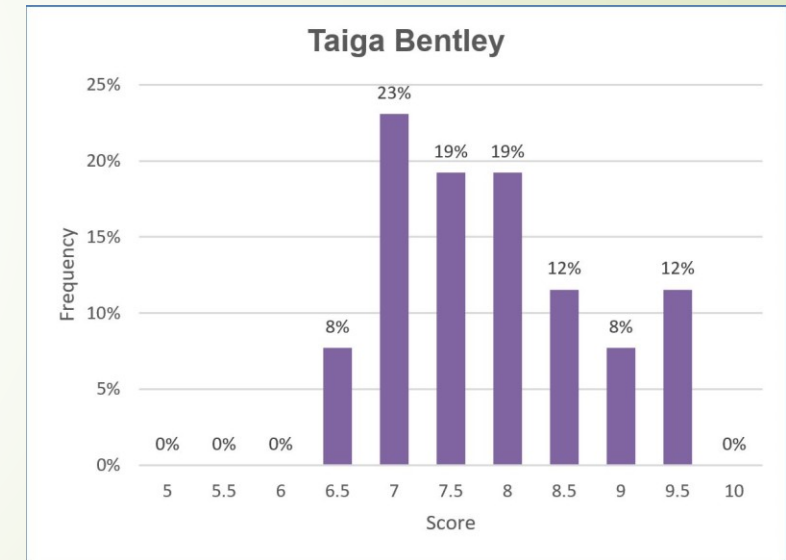
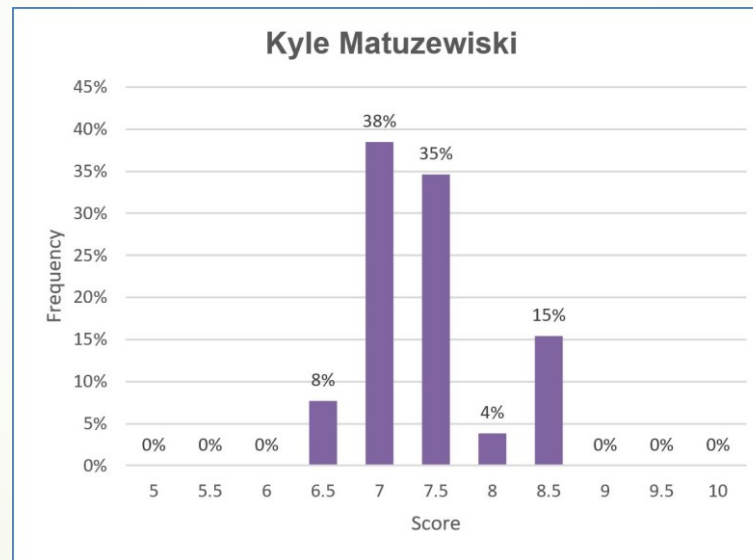
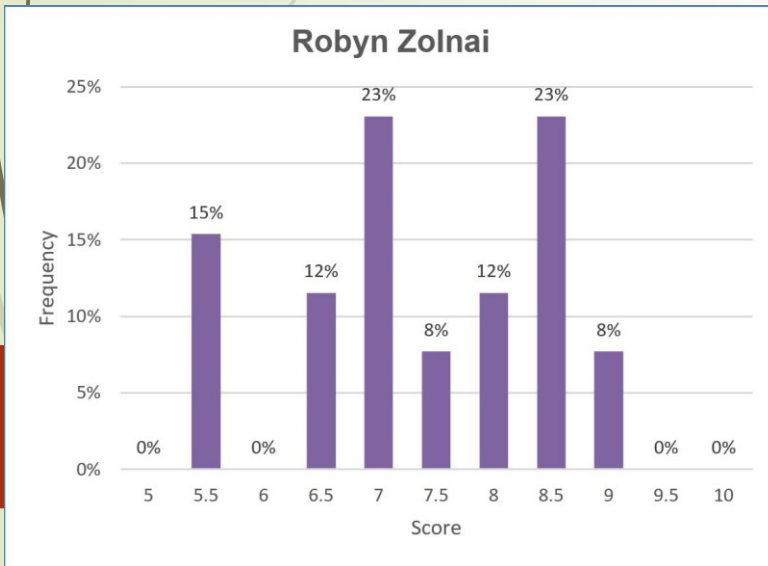
BEGINNERS



SCORE NEEDED TO WIN AN AWARD = 24

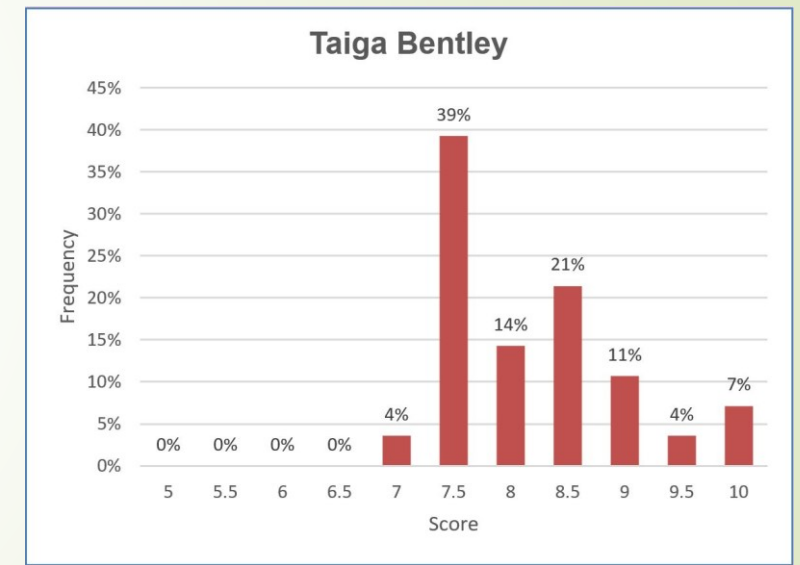
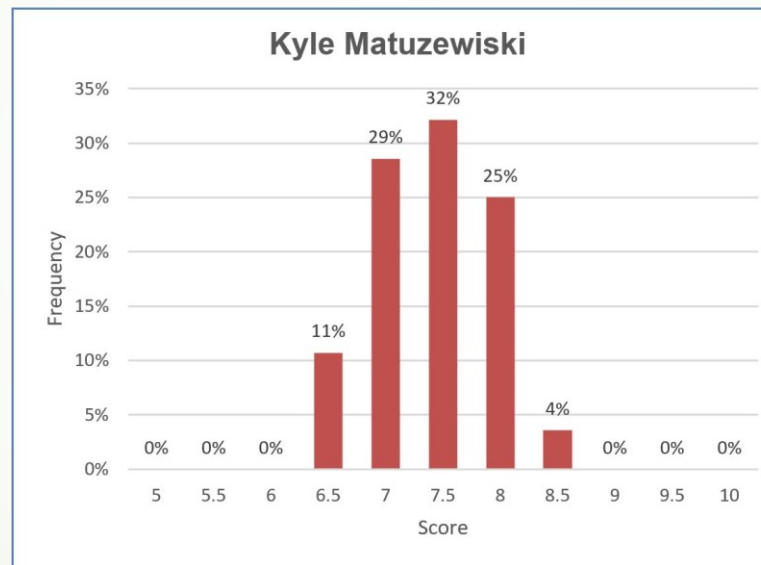
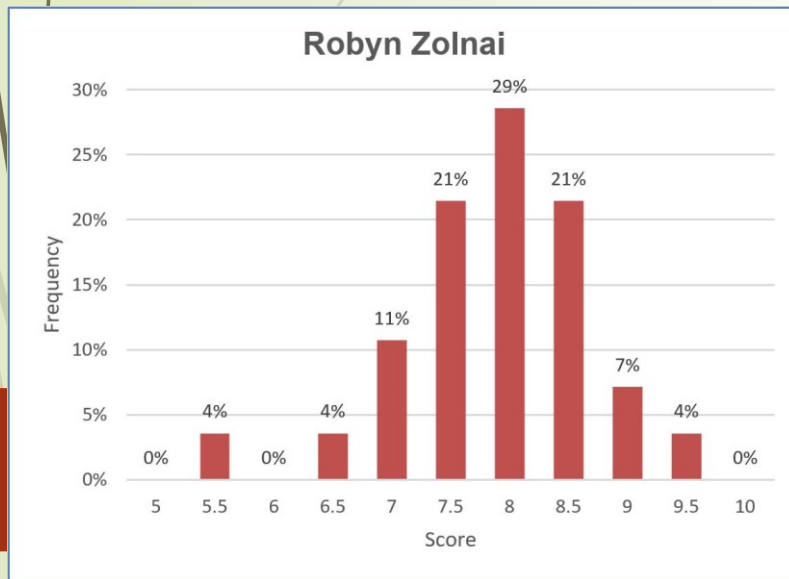
SCORING STATISTICS

ADVANCED



SCORE NEEDED TO WIN AN AWARD = 25.5

SCORING STATISTICS MASTERS



SCORE NEEDED TO WIN AN AWARD = 25.5

JUDGES' SCORING-STATISTICS

Category	Judges						Average Total Score	Average Score (all Judges)	% Scores ≥9 (all Judges)	% Scores ≤5.5 (all Judges)								
	J1 #		J2 #		J3 #													
	Robyn Zolnai		Kyle Matuzewski		Taiga Bentley													
Category 1: Beginners	Total Points:		159.5		152.0		151.0		154.2									
	Average Score		7.6		7.2		7.2		7.3									
	Percent of Average		103%		99%		98%											
	Scores 9 or more		1		5%		0		0%		1		5%		3%			
	Scores 5.5 or less		1		5%		0		0%		0		0%				2%	
Category 2: Advanced	Total Points:		191.5		192.5		204.5		196.2									
	Average Score		7.4		7.4		7.9		7.5									
	Percent of Average		98%		98%		104%											
	Scores 9 or more		2		8%		0		0%		5		19%		9%			
	Scores 5.5 or less		4		15%		0		0%		0		0%				5%	
Category 3: Masters	Total Points:		220.5		207.5		229		219.0									
	Average Score		7.9		7.4		8.2		7.8									
	Percent of Average		101%		95%		105%											
	Scores 9 or more		3		11%		0		0%		6		21%		11%			
	Scores 5.5 or less		1		4%		0		0%		0		0%				1%	

JUDGES' SCORING-STATISTICS

Category	Judges						Average Total Score	Average Score (all Judges)	% Scores ≥9 (all Judges)	% Scores ≤5.5 (all Judges)
	J1 #		J2 #		J3 #					
	Robyn Zolnai		Kyle Matuzewski		Taiga Bentley					
Category 1: Beginners	Total Points: 159.5		152.0		151.0		154.2	7.3	3%	2%
	Average Score 7.6		7.2		7.2					
	Percent of Average 103%		99%		98%					
	Scores 9 or more	1	5%	0	0%	1	5%			
	Scores 5.5 or less	1	5%	0	0%	0	0%			
Category 2: Advanced	Total Points: 191.5		192.5		204.5		196.2	7.5	9%	5%
	Average Score 7.4		7.4		7.9					
	Percent of Average 98%		98%		104%					
	Scores 9 or more	2	8%	0	0%	5	19%			
	Scores 5.5 or less	4	15%	0	0%	0	0%			
Category 3: Masters	Total Points: 220.5		207.5		229		219.0	7.8	11%	1%
	Average Score 7.9		7.4		8.2					
	Percent of Average 101%		95%		105%					
	Scores 9 or more	3	11%	0	0%	6	21%			
	Scores 5.5 or less	1	4%	0	0%	0	0%			

JUDGES' SCORING STATISTICS

Category	Variance Between the Three Judges						
	Number of Entries	Number of scores with variance of ≥ 1.5	Percentage of scores with variance of ≥ 1.5	Number of scores with variance of ≥ 2.0	Percentage of scores with variance of ≥ 2	Number of scores with variance of ≥ 3.0	Percentage of scores with variance of ≥ 3
Category 1: Beginners	21	8	38.1%	3	14.3%	0	0.0%
Category 2: Advanced	26	12	46.2%	8	30.8%	0	0.0%
Category 3: Masters	28	14	50.0%	5	17.9%	1	3.6%

Note:

- In Competition 1, the % of scores with a variance of 2 or more points was: B-41%, A-50% and M-36%
- In Competition 2, the % of scores with a variance of 2 or more points was: B-13%, A-16% and M-13%

Reminder – Year-End Competitions

➤ **Category Competitions**

- No action required from members. All eligible entries – all winning images and any image that tied with a winning image (tiebreaker situation) – are entered automatically

➤ **Open Competition**

- There is one Open Year-End Competition: It is the **Digitally Enhanced** Trophy – Members may enter a maximum of 3 digital images. The subject matter is open

➤ **Deadline**

- **The date for all Year-End Competitions is Monday May 2nd, 2022.**



Now it's Showtime...
So sit back and enjoy the
Show!

**(There will be a short break mid-show
following the Beginners Results)**