



PICTORIAL IMAGES

2021-2022: Competition # 2

VOLUNTEERS

- Judges (listed in random order)
 - Barb Redford – Halton Hills Camera Club
 - Helene Ullock – Oshawa Camera Club
 - Mark Girard – Richmond Hill Camera Club
- TCC Volunteers
 - David Hillock – revamping image submission process on Club website
 - Catalin Sandu – online judging platform development and processing entries
 - Mike Fellhauer – Zoom hosting
 - Tony Courtright & Felix Rivero – eligibility determination, liaison with judges, tie-breaker resolution, scoring analysis, results presentation
 - Dror Orbach – thank you honorariums, award certificates
 - Matt Frepp – website posting of results and comments

IMAGES JUDGED, PARTICIPANTS



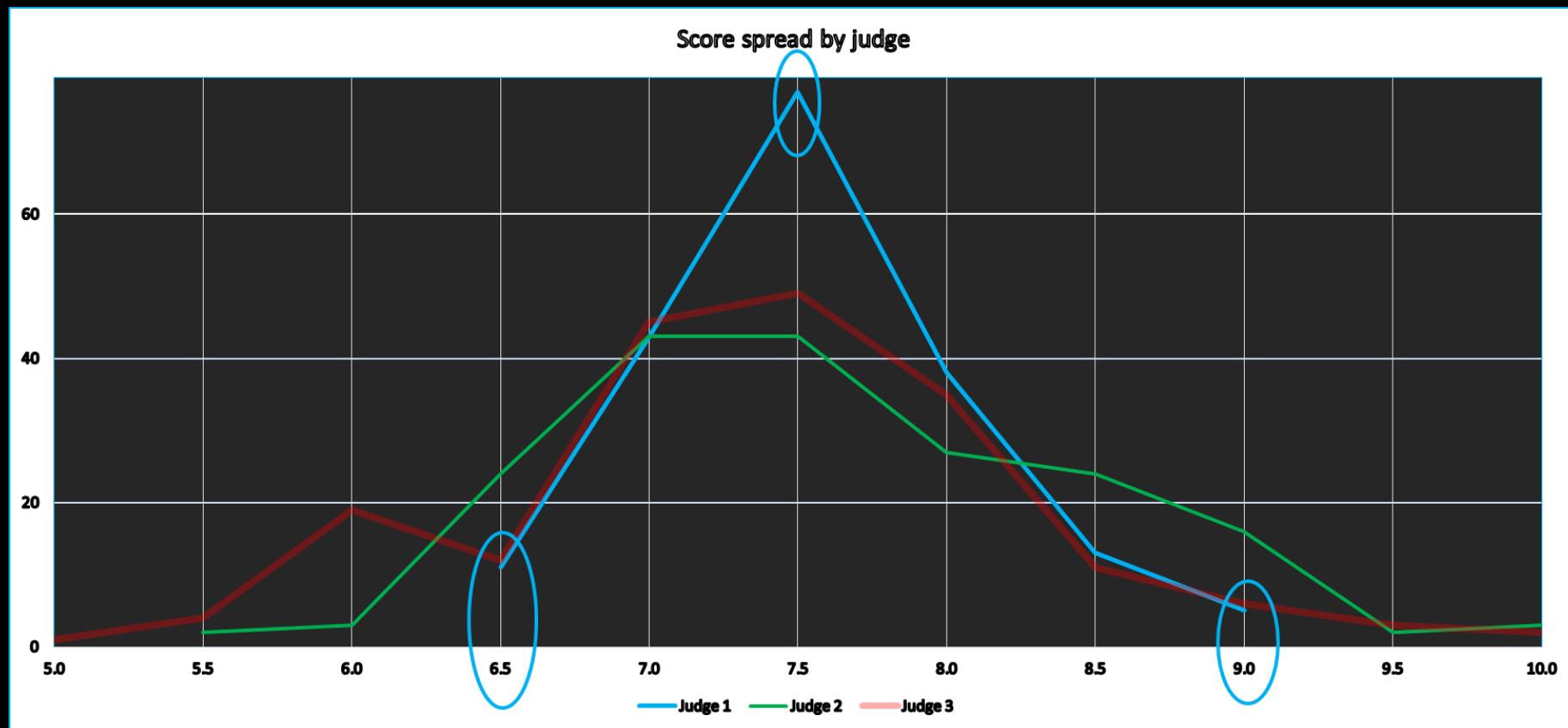
OBSERVATIONS

- 3% of submissions had ineligible subject matter
 - NO non-domesticated animals (insects, reptiles, birds, fish, mammals, etc.)
- 2% of submissions were considered not to be photorealistic due to nature of digital manipulation
 - E.g., Split-mirror images; abstract creative manipulations; reality-defying images
 - Final determination by Competition Chairs
- While there's no strict prohibition against including the work of others (e.g. artists), nevertheless, ambiguity can arise about how "obvious that it is that such a component [of an image] is not the work of the entrant". Try to keep it simple and obvious for the Competition Chairs by incorporating clues such as the environmental context of the work of others.

JUDGING STATISTICS

- Lowest aggregate score: 18.0 (1 image)
- Highest aggregate score: 27.0 (2 images)
- Average aggregate scores:
 - Beginners 22.3
 - Advanced 22.5
 - Masters 22.8
- Minimum score to win an award:
 - Beginners 25.0
 - Advanced 25.0
 - Masters 26.0

OVERALL POINT DISTRIBUTION BY JUDGE



OVERALL POINT DISTRIBUTION BY JUDGE

Category	Judges					
	Judge 1		Judge 2		Judge 3	
Competition Totals						
Total Scoring:	1409.5		1421.5		1377.5	
% compared to overall average	100%		101%		98%	
Percentage Spread between Low and High Judge	3.1%					
Number points off High Judge	12.0		0.0		44.0	
Total Number Scores 9 or more	5	3%	21	11%	11	6%
Total Number Scores 5.5 or less	0	0%	2	1%	5	3%
Total Number of images under 6 and 9 or more	5	3%	23	12%	16	9%

VARIANCE BETWEEN THE THREE JUDGES


- No comments were requested of judges on differences of ≥ 2 points due to online nature of judging and time constraints on follow-up given 23 images.

Category	Variance Between the Three Judges						
	Number of Entries	Number of scores with variance of ≥ 1.5	Percentage of scores with variance of ≥ 1.5	Number of scores with variance of ≥ 2.0	Percentage of scores with variance of ≥ 2	Number of scores with variance of ≥ 3.0	Percentage of scores with variance of ≥ 3
Category 1: Division 1 - Beginners	68	22	32.4%	11	16.2%	2	2.9%
Category 2: Division 2 - Advanced	68	20	29.4%	8	11.8%	1	1.5%
Category 3: Division 3 - Masters	51	12	23.5%	4	7.8%	1	2.0%
Totals for all Three Divisions	187	54	28.9%	23	12.3%	4	2.1%

POINT DISTRIBUTION BY JUDGE & DIVISION

Category	Judges						Average Total Score	Average Score (all Judges)	% Scores ≥9 (all Judges)	% Scores ≤5.5 (all Judges)
	J1 #1		J2 #2		J3 #3					
	Judge 1		Judge 2		Judge 3					
Category 1: Division 1 - Beginners										
Total Points:	510.0		518.5		487.5		505.3			
Average Score	7.5		7.6		7.2			7.4		
Percent of Average	101%		103%		96%					
Scores 9 or more	2	3%	6	9%	3	4%			5%	
Scores 5.5 or less	0	0%	1	1%	3	4%				2%
Category 2: Division 2 - Advanced										
Total Points:	513.0		520.0		494.5		509.2			
Average Score	7.5		7.6		7.3			7.5		
Percent of Average	101%		102%		97%					
Scores 9 or more	2	3%	9	13%	2	3%			6%	
Scores 5.5 or less	0	0%	1	1%	2	3%				1%
Category 3: Division 3 - Masters										
Total Points:	386.5		383		395.5		388.3			
Average Score	7.6		7.5		7.8			7.6		
Percent of Average	100%		99%		102%					
Scores 9 or more	1	2%	6	12%	6	12%			8%	
Scores 5.5 or less	0	0%	0	0%	0	0%				0%


LET'S SEE THE IMAGES



BEST IN SHOW

FLUID METAL 2

Catherine AuYeung



VINTAGE LIGHTBULB

Rob Jemmett


GETTING FAT FOR CHRISTMAS

Felix Rivero



BEST IN SHOW

FLUID METAL 2 - CATHERINE AUYEUNG



PICTORIAL #3 DEADLINE

- Monday, February 21st @ midnight
- Please remember:
 - No non-domesticated animals as subject matter
 - No duplicate submissions (i.e., images ever before entered into a monthly Pictorial Competition)
 - Maintain photorealistic appearance – Competition Chairs determination is final

PICTORIAL # 3 MONOCHROME

- MONOCHROME images only are eligible for Pictorial #3
 - Using simple filters before converting to greyscale can leave traces of different hues in the processed image
 - Monochrome is only one colour (hue) with different tones or shades of that colour. Duotone involves two colours and is not monochrome
 - Examples of monochrome:
 - Black & White – shades of neutral grey
 - Sepia – shades of a redish-brown hue
 - Cyan – shades of – you guessed it – cyan hue