





PICTORIAL IMAGES



2021-2022: Competition #3 Monochrome

VOLUNTEERS

- **Judges** (listed in random order)
 - Virginia Stranaghan – Hamilton Camera Club
 - Andrzej Pradzynski – Latlow Photographers Guild
 - Robert Zakrison – Toronto Digital Photography Club
- **TCC Volunteers**
 - David Hillock – manages Club website submission process
 - Catalin Sandu – processes entries to continually improved online judging platform
 - Mike Fellhauer – hosts Zoom & edits/uploads video recording
 - Tony Courtright & Felix Rivero – determine eligibility, liaise with judges, conduct tie-breaker, analyse scoring, present images and scoring results to Club
 - Dror Orbach – issues thank you honorariums and award certificates
 - Matt Frepp – posts to Club website award winning images, scores and comments

NUMBER OF SUBMISSIONS AND MAKERS

		Beginners	Advanced	Masters	TOTAL
IMAGES		50	53	42	145
MAKERS		18	19	14	51

2021-2022		Pictorial # 1	Pictorial # 2	Pictorial # 3
IMAGES		169	187	145
MAKERS		58	65	51

- Lowest number of submissions and makers over the past nine competitions.

SCORING STATISTICS

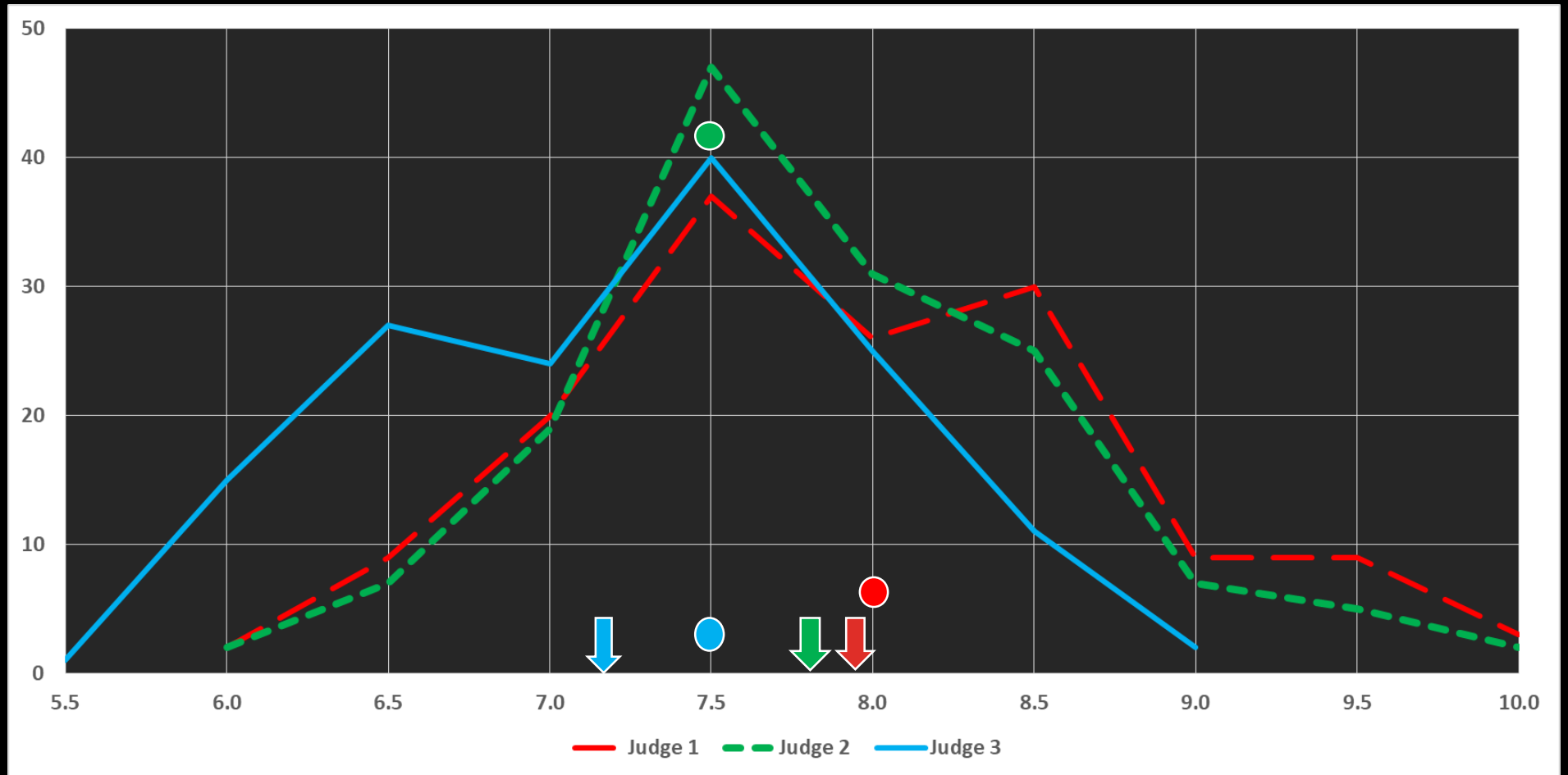
Division - # images	Low	Median (half above, half below)	Average	Award Threshold # awards	High
Beginners - 50	19	22	22.3	25 - 5	26
Advanced - 53	19	23	23.2	25.5 - 7	26.5
Masters - 42	20	23.5	23.5	27.5 - 4	28.5
Overall Competition - 145	19	23	23	16	28.5

COMPETITION POINT DISTRIBUTION BY JUDGE

Distribution Statistics

Judge **Median** **Avg.**

• 1	8.0	7.9
• 2	7.5	7.8
• 3	7.5	7.2



COMPETITION POINT DISTRIBUTION BY JUDGE


Competition Totals		Judge 1	Judge 2	Judge 3	
Total Scoring:		1147.5	1136.0	1050.5	
% compared to overall average		103%	102%	95%	
Percentage Spread between Low and High Judge		8.7%			
Number points off High Judge		0.0	11.5	97.0	
Total Number Scores 9 or more	21	14%	15	10%	2 1%
Total Number Scores 5.5 or less	0	0%	0	0%	1 1%
Total Number of images under 6 and 9 or more	21	14%	15	10%	3 2%

VARIANCE BETWEEN THE THREE JUDGES

- Comments were only requested of judges on differences of ≥ 2.5 points (9 images).

Category	Variance Between the Three Judges						
	Number of Entries	Number of scores with variance of ≥ 1.5	Percentage of scores with variance of ≥ 1.5	Number of scores with variance of ≥ 2.0	Percentage of scores with variance of ≥ 2	Number of scores with variance of ≥ 3.0	Percentage of scores with variance of ≥ 3
Category 1: Beginners	50	24	48.0%	16	32.0%	2	4.0%
Category 2: Advanced	53	13	24.5%	6	11.3%	0	0.0%
Category 3: Masters	42	12	28.6%	3	7.1%	0	0.0%
Totals for all categories	145	49	33.8%	25	17.2%	2	1.4%

LET'S SEE THE IMAGES



BEST IN SHOW

PLAYING THE BLUES

Diana Noriel



ON GUARD

Stewart Stein

GIVE ME THE BATON

Katie Mak





PICTORIAL YEAR END DEADLINE

- Monday, May 2nd
- Three Open Competitions – up to 3 images or series of images per competition
 - **3M Trophy** – portrait or character study
 - **Bohdan Switajlo Trophy** – urban landscape
 - **Charles Miller Memorial Trophy** – series from Club outing