



*Toronto Camera Club  
Creative Competition № 1*

*Welcome to the Results*

**COMPETITION CHAIR: GARETH JONES**

**SOFTWARE DESIGN & SUPPORT: CATALIN SANDU**

**SUBMISSIONS/SCORING: GARETH JONES**

**THANK YOU TO:**

**PRESENTATION: GARETH JONES**

**AWARD CERTIFICATES/THANK YOU CARDS: DROR ORBACH**

**SUBMISSION SYSTEM: DAVID HILLOCK**

**RESULTS POSTING: DAVID HILLOCK**

**TECHNICAL SUPPORT: MIKE FELLHAUER**



# ***Creative/Altered Reality Competition № 1***

***Beginners: 21 Images from 11 Makers***

***Advanced: 30 Images from 11 Makers***

***Masters: 36 Images from 12 Makers***

***Grand Total: 87 Images from 34 Makers***

***[Last Year: 64 Images from 25 Makers]***

The background features intricate, swirling patterns of purple particles and light trails, resembling a nebula or a complex digital design. The particles vary in size and brightness, creating a sense of depth and movement.

# **SCORING STATISTICS**

**JUDGES:**

**KULVINDER SINGH**

**LORNE ROSE – TORONTO DIGITAL CAMERA CLUB**

**BRUCE BARTON – ETOBICOKE CAMERA CLUB**

# JUDGES' SCORING STATISTICS

Category	Judges							Average Total Score	Average Score (all Judges)	% Scores ≥9 (all Judges)	% Scores ≤5.5 (all Judges)	
	J1 #1		J2 #2		J3 #3							
	Bruce Barton		Kulvinder Singh		Loren Rose							
<b>Category 1: Beginners</b>	Total Points:		156.5		151.0		145.0		150.8			
	Average Score		6.5		6.3		6.0		6.3			
	Percent of Average		104%		100%		96%					
	Scores 9 or more		1	4%	0	0%	0	0%			1%	
	Scores 5.5 or less		3	13%	3	13%	5	21%				15%
<b>Category 2: Advanced</b>	Total Points:		219.0		225.0		198.0		214.0			
	Average Score		7.3		7.5		6.6		7.1			
	Percent of Average		102%		105%		93%					
	Scores 9 or more		2	7%	1	3%	0	0%			3%	
	Scores 5.5 or less		0	0%	0	0%	2	7%				2%
<b>Category 3: Masters</b>	Total Points:		273		280.5		266		273.2			
	Average Score		7.2		7.4		7.0		7.2			
	Percent of Average		100%		103%		97%					
	Scores 9 or more		5	13%	3	8%	5	13%			11%	
	Scores 5.5 or less		2	5%	2	5%	2	5%				5%

# JUDGES' SCORING STATISTICS

Category	Variance Between the Three Judges						
	Number of Entries	Number of scores with variance of $\geq 1.5$	Percentage of scores with variance of $\geq 1.5$	Number of scores with variance of $\geq 2.0$	Percentage of scores with variance of $\geq 2$	Number of scores with variance of $\geq 3.0$	Percentage of scores with variance of $\geq 3$
Category 1: Beginners	21	5	23.8%	1	4.8%	0	0.0%
Category 2: Advanced	30	14	46.7%	9	30.0%	1	3.3%
Category 3: Masters	36	11	30.6%	3	8.3%	0	0.0%
Category 4:	0	0	#DIV/0!	0	#DIV/0!	0	#DIV/0!
Totals for all categories	87	30	34.5%	13	14.9%	1	1.1%

# Competition Rules – Definitions

All components of an image must have been captured with a camera (film or digital, including mobile phone cameras) by the entrant.

- A. An image or any component of an image, whether digital or otherwise, may not have originated otherwise; for example, a digital file acquired by use of a scanner, a digital file created solely by way of software or a downloaded digital file cannot be used as a component of an image.
- B. Similarly, graphic elements that are generated solely by software (e.g. words or letters, symbols, shapes etc.) cannot be used as a component of an image except where specifically required or allowed (e.g. title images in a series) or in audio-visual presentations and creative images so long as such graphic elements are incidental (e.g. titles).
- C. Backgrounds, to be used in competitions that allow composite images, are allowed so long as they have been captured with a camera by the entrant and the entrant owns the copyright over such images.
- D. Borders are permissible.



**Now it's Showtime...**

**So sit back  
and enjoy the  
Show!**

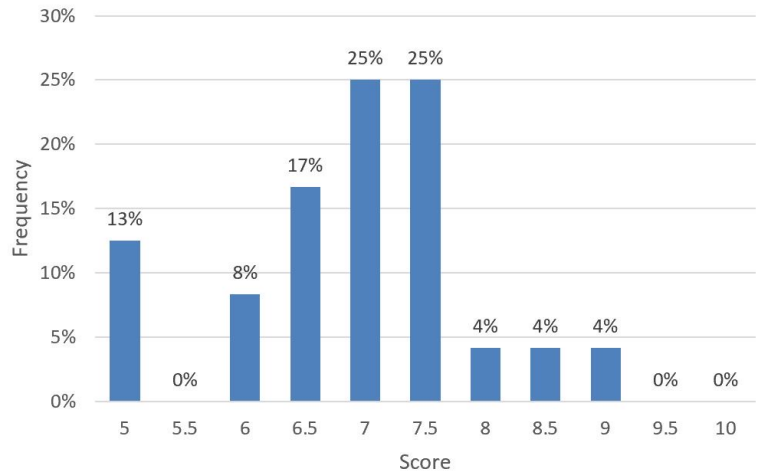
**(There will be a short break mid-show)**



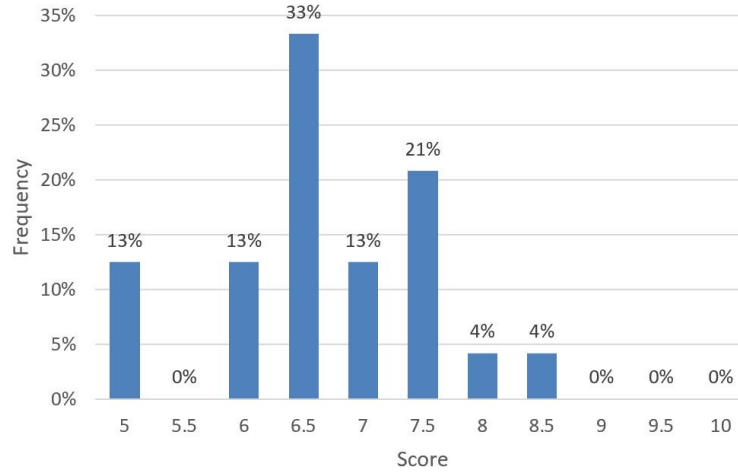
# SCORING STATISTICS

## BEGINNERS

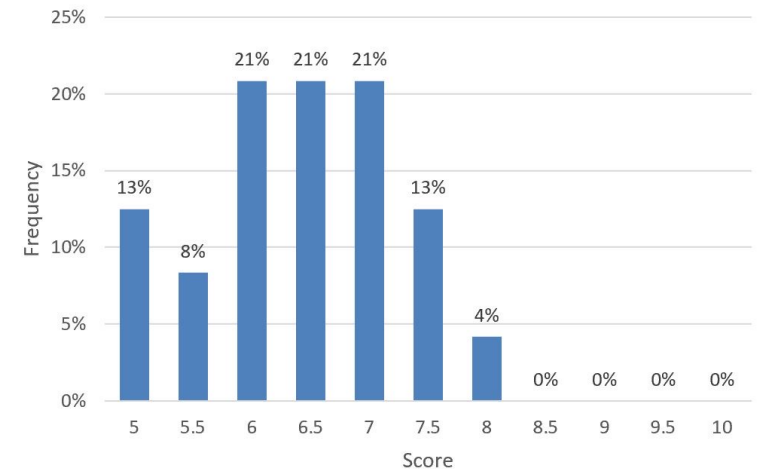
**Bruce Barton**



**Kulvinder Singh**

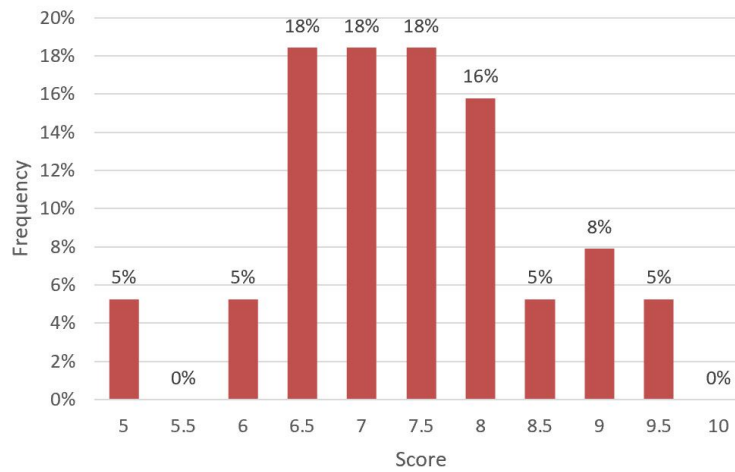


**Loren Rose**

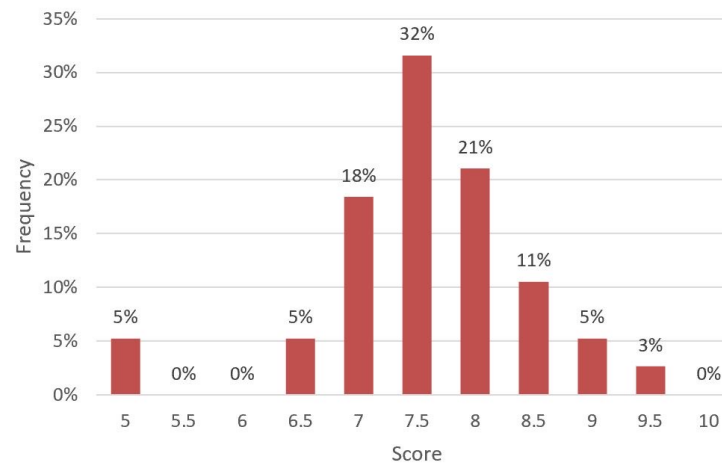


# SCORING STATISTICS MASTERS

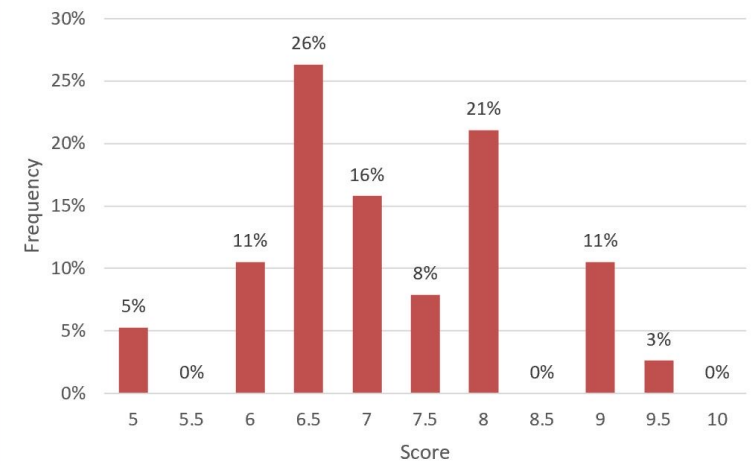
**Bruce Barton**



**Kulvinder Singh**



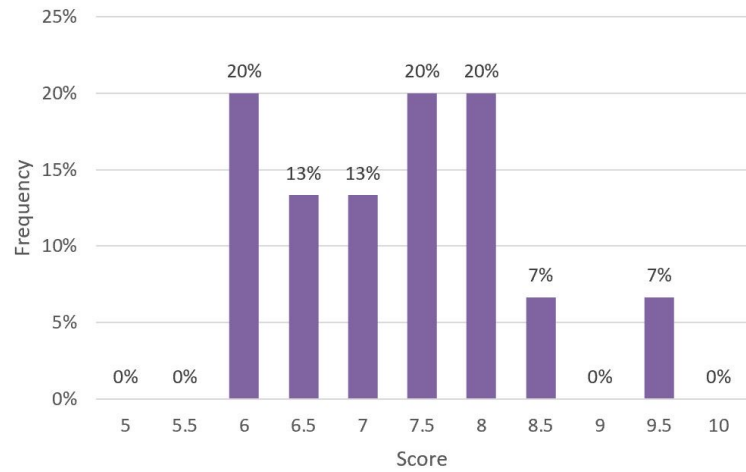
**Loren Rose**



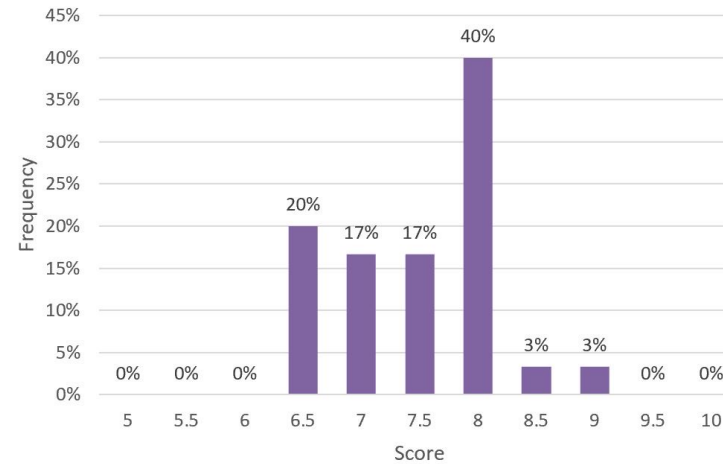
# SCORING STATISTICS

## ADVANCED

**Bruce Barton**



**Kulvinder Singh**



**Loren Rose**

