



*Toronto Camera Club
Creative/Altered Reality
Competition № 2
Welcome to the Results*



COMPETITION CHAIR: GARETH JONES

SOFTWARE DESIGN & SUPPORT: CATALIN SANDU

SUBMISSIONS/SCORING: GARETH JONES

THANK YOU TO: PRESENTATION: GARETH JONES

AWARD CERTIFICATES/THANK YOU CARDS:

DROR ORBACH

WEBSITE: DAVID HILLOCK

TECHNICAL SUPPORT: MIKE FELLHAUER

Creative/Altered Reality Competition № 2

Beginners: 14 Images from 7 Makers

Advanced: 21 Images from 11 Makers

Masters: 32 Images from 11 Makers

Grand Total: 67 Images from 29 Makers

*[Competition № 1: 87 Images
from 34 Makers]*

The background features several intricate, swirling trails of purple particles of varying sizes, creating a sense of motion and depth against the black background. These trails are scattered across the frame, with some forming larger, more complex shapes.

SCORING STATISTICS

JUDGES:

NELLA PASCAL – No Club Affiliation

JONATHAN WARD – Toronto Digital Camera Club

ROBERT ZAKRISON – London Camera Club
& the Toronto Digital Camera Club

JUDGES' SCORING STATISTICS

Category	Judges						Average Total Score	Average Score (all Judges)	% Scores ≥9 (all Judges)	% Scores ≤5.5 (all Judges)
	J1 #1		J2 #2		J3 #3					
	Robert Zakrison		Nella Pascal		Jonathan Ward					
Category 1:										
	Total Points:	106.5		103.5		109.5		106.5		
	Average Score	7.6		7.4		7.8		7.6		
	Percent of Average	100%		97%		103%				
	Scores 9 or more	2	14%	0	0%	3	21%		12%	
	Scores 5.5 or less	0	0%	0	0%	0	0%			0%
Category 2:										
	Total Points:	163.0		167.0		166.5		165.5		
	Average Score	7.8		8.0		7.9		7.9		
	Percent of Average	98%		101%		101%				
	Scores 9 or more	3	14%	2	10%	4	19%		14%	
	Scores 5.5 or less	0	0%	0	0%	0	0%			0%
Category 3:										
	Total Points:	257		252.5		275.5		261.7		
	Average Score	8.0		7.9		8.6		8.2		
	Percent of Average	98%		96%		105%				
	Scores 9 or more	5	16%	3	9%	16	50%		25%	
	Scores 5.5 or less	0	0%	0	0%	0	0%			0%

JUDGES' SCORING STATISTICS

Category	Variance Between the Three Judges						
	Number of Entries	Number of scores with variance of ≥ 1.5	Percentage of scores with variance of ≥ 1.5	Number of scores with variance of ≥ 2.0	Percentage of scores with variance of ≥ 2	Number of scores with variance of ≥ 3.0	Percentage of scores with variance of ≥ 3
Category 1:	14	4	28.6%	1	7.1%	0	0.0%
Category 2:	21	6	28.6%	2	9.5%	0	0.0%
Category 3:	32	16	50.0%	7	21.9%	0	0.0%
Category 4:	0	0	#DIV/0!	0	#DIV/0!	0	#DIV/0!
Totals for all 4 categories	67	26	38.8%	10	14.9%	0	0.0%

Competition Rules – Definitions

All components of an image must have been captured with a camera (film or digital, including mobile phone cameras) by the entrant.

- A. An image or any component of an image, whether digital or otherwise, may not have originated otherwise; for example, a digital file acquired by use of a scanner, a digital file created solely by way of software or a downloaded digital file cannot be used as a component of an image.
- B. Similarly, graphic elements that are generated solely by software (e.g. words or letters, symbols, shapes etc.) cannot be used as a component of an image except where specifically required or allowed (e.g. title images in a series) or in audio-visual presentations and creative images so long as such graphic elements are incidental (e.g. titles).
- C. Backgrounds, to be used in competitions that allow composite images, are allowed so long as they have been captured with a camera by the entrant and the entrant owns the copyright over such images.
- D. Borders are permissible.



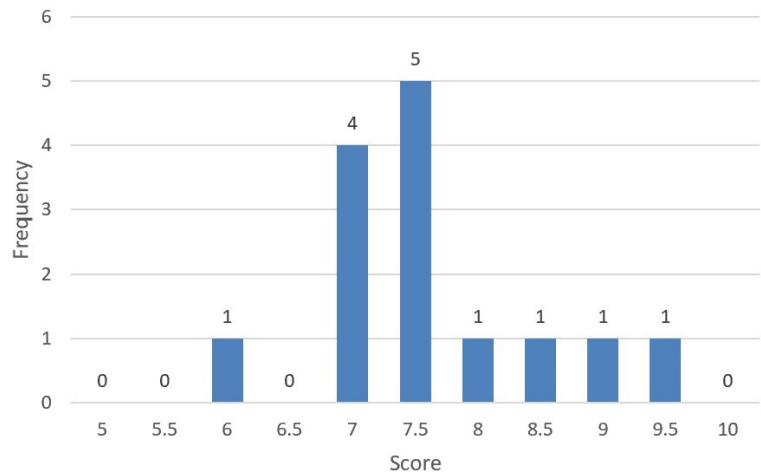
Now it's Showtime...

**So sit back
and enjoy the
Show!**

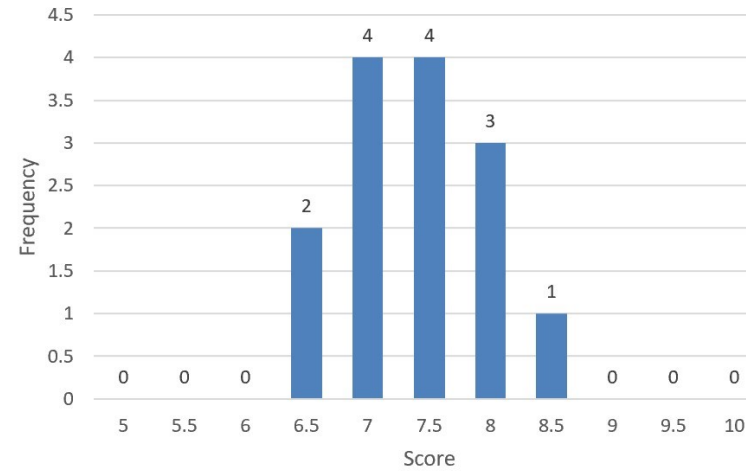
SCORING STATISTICS

BEGINNERS

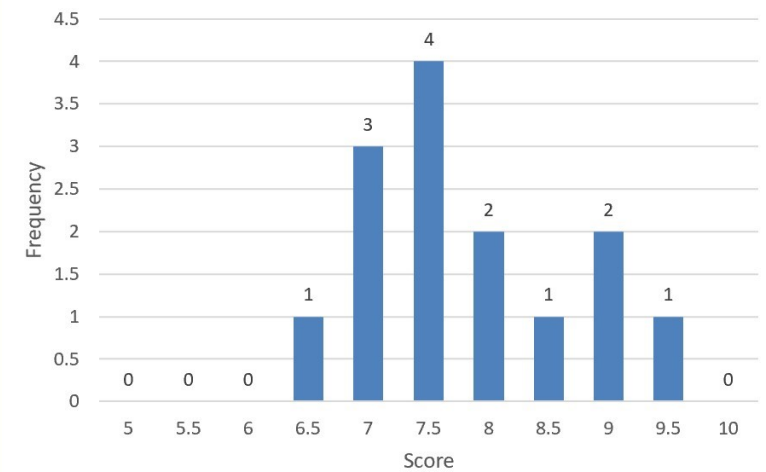
Robert Zakrison



Nella Pascal

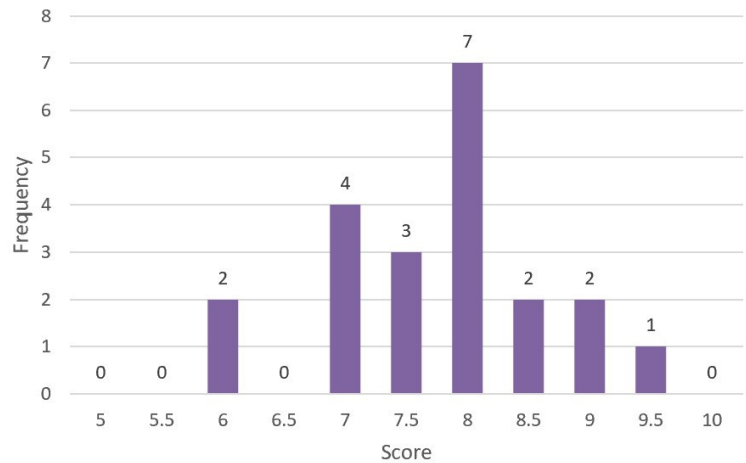


Jonathan Ward

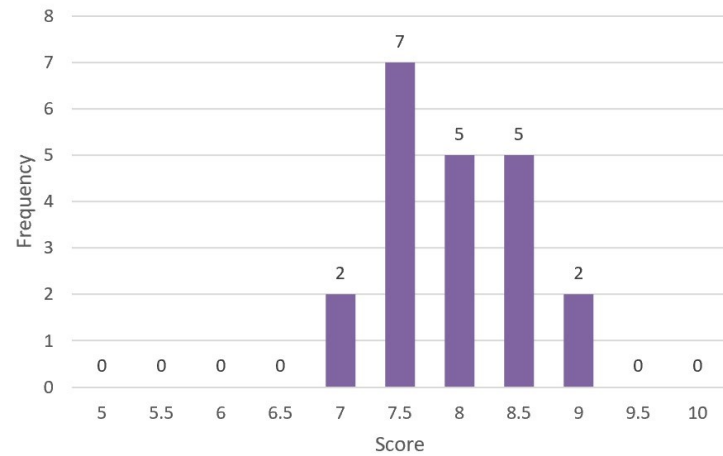


SCORING STATISTICS MASTERS

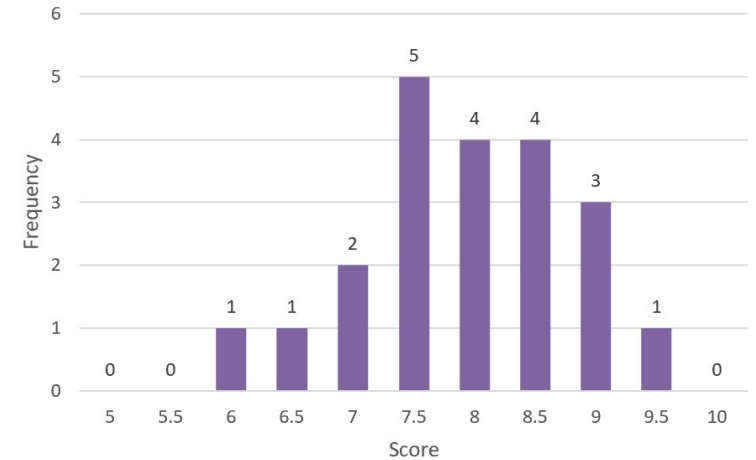
Robert Zakrison



Nella Pascal



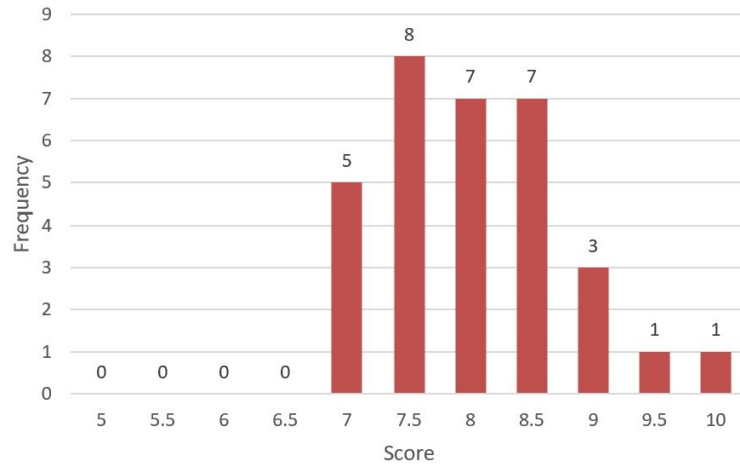
Jonathan Ward



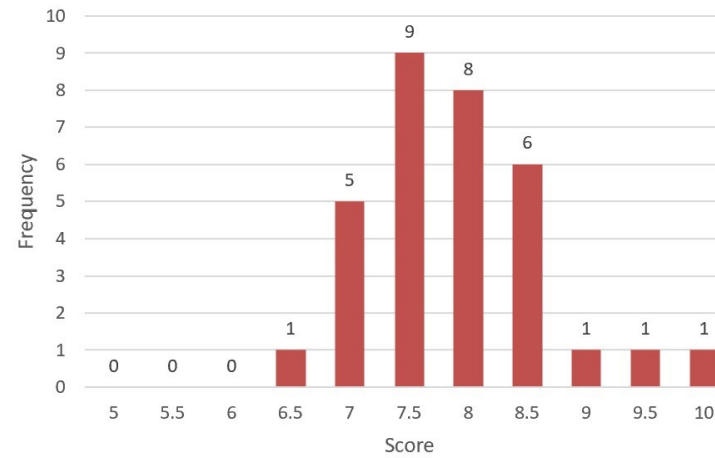
SCORING STATISTICS

ADVANCED

Robert Zakrison



Nella Pascal



Jonathan Ward

