





PICTORIAL IMAGES



2022-2023: Competition #2

VOLUNTEERS

- **Judges** (listed in random order)
 - Harold Doran – none (formerly TCC)
 - Marion Buccella – London Camera Club
 - John Allman – Toronto Digital Photography Club
- **TCC Volunteers**
 - David Hillock – website submission
 - Catalin Sandu – online judging platform
 - Mike Fellhauer – Zoom hosting, video recording & editing
 - Tony Courtright – submission eligibility, judge liaison, tie-breaker, scoring analysis, image & score results presentation, submission for website posting
 - Dror Orbach – judges honorariums and award certificates
 - Matt Frepp/David Hillock – Club website award winners, scores and comments

IMAGE SUBMISSIONS AND MAKERS

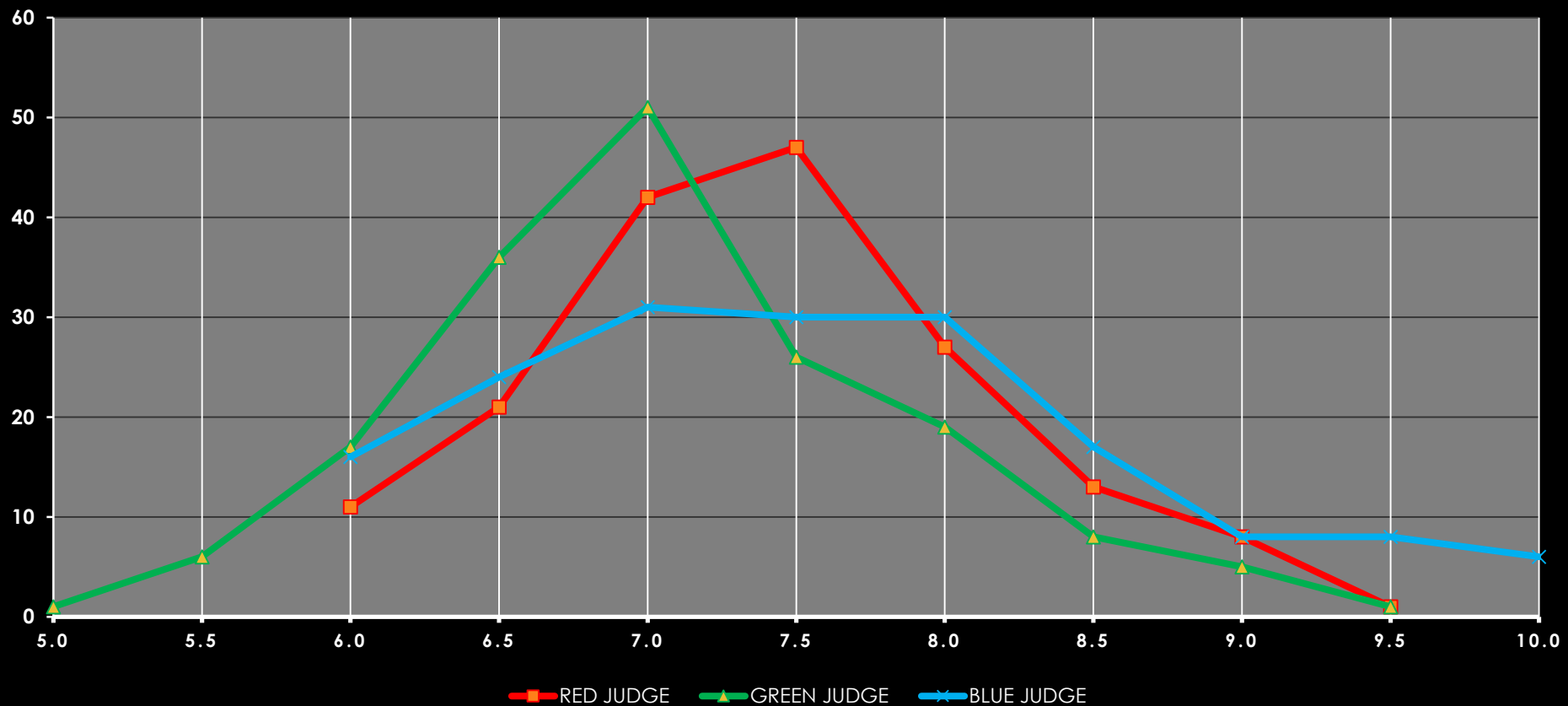
Pictorial #1 2022-23		Beginners	Advanced	Masters	TOTAL
IMAGES		47	66	57	170
MAKERS		17	24	19	60

2021-2022		Pictorial # 1	Pictorial # 2	Pictorial # 3
IMAGES		169	187	145
MAKERS		58	65	51

SCORING STATISTICS

Division	Images	Median Score	Award Threshold	# Awards	% Awards
Beginners	47	21.0	24.0	5	10.6%
Advanced	66	21.5	24.5	7	10.6%
Masters	57	22.5	25.5	6	10.5%
OVERALL	170			18	10.6%

FREQUENCY OF POINT SCORE BY JUDGE



BEGINNERS AWARD WINNERS

- TOP THREE SCORING LEVELS + PART OF FOURTH
- Tie-breaker to determine HMs - 2 out of 3 from 4th level
- 5 Award Winners overall = 10.6%

ADVANCED AWARD WINNERS

- TOP FOUR SCORING LEVELS + PART OF FIFTH
- Tie-breaker to determine HMs – 1 out of 3 from 5th level
- 7 Award Winners overall = 10.6%

MASTERS AWARD WINNERS

- TOP FOUR SCORING LEVELS
- Tie-breaker to determine TOP
- 6 Award Winners overall = 10.5%

BEST IN SHOW CANDIDATES

TORONTO NIGHT CITY SCAPE

Moshe Gordon



DAVID

Shelley Hassard

RICHARD THE ACTOR

James Cuthbert



SPECIAL CATEGORY COMPETITION

- **IN-CAMERA CREATIVE** – e.g., intentional camera movement, double exposure, slow shutter
- **STREET PHOTOGRAPHY** – candid not posed, unmediated chance encounters in public places
- **FOUR IMAGE** submission limit to competition – in one or other or both
- SUBMISSION DEADLINE
 - **Monday January 23rd** – seven weeks from tonight
- RESULTS PRESENTATION
 - Monday March 13th

PICTORIAL #3

- BOTH COLOUR and MONOCHROME allowed
- SUBMISSION DEADLINE
 - Monday February 20th – eleven weeks from tonight
- RESULTS PRESENTATION
 - Monday March 13th

POST PRESENTATION
COMMENTS BY AWARD WINNERS



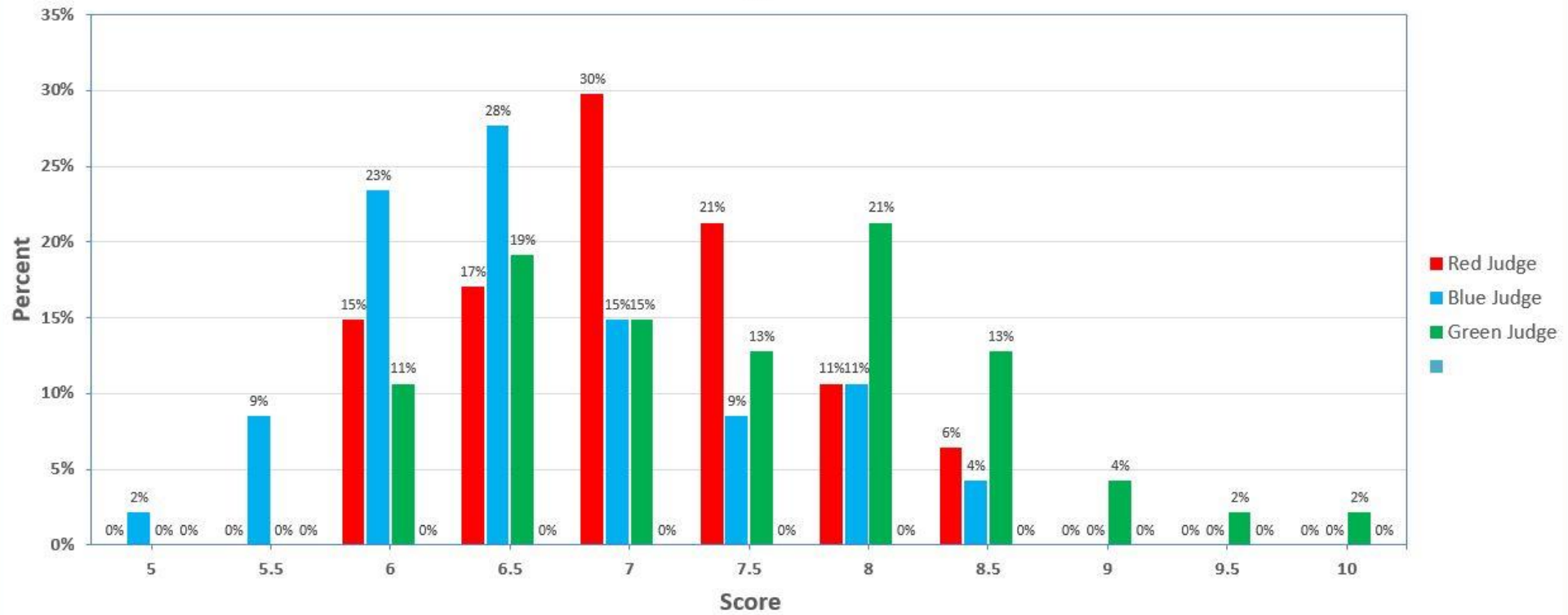
APPENDIX:

▶ O3C SCORING STATISTICS
TO BE POSTED ON CLUB WEBSITE WITH
THIS PRESENTATION

Category	Judges						Average Total Score	Average Score (all Judges)	% Scores ≥9 (all Judges)	% Scores ≤5.5 (all Judges)
	J1 #1		J2 #2		J3 #3					
	Red Judge		Blue Judge		Green Judge					
Category 1: Beginners										
Total Points:	332.5		313.5		351.0		332.3			
Average Score	7.1		6.7		7.5			7.1		
Percent of Average	100%		94%		106%					
Scores 9 or more	0	0%	0	0%	4	9%			3%	
Scores 5.5 or less	0	0%	5	11%	0	0%				4%
Category 2: Advanced										
Total Points:	493.0		460.0		497.0		483.3			
Average Score	7.5		7.0		7.5			7.3		
Percent of Average	102%		95%		103%					
Scores 9 or more	4	6%	1	2%	9	14%			7%	
Scores 5.5 or less	0	0%	2	3%	0	0%				1%
Category 3: Masters										
Total Points:	431.5		422		438.5		430.7			
Average Score	7.6		7.4		7.7			7.6		
Percent of Average	100%		98%		102%					
Scores 9 or more	5	9%	5	9%	9	16%			11%	
Scores 5.5 or less	0	0%	0	0%	0	0%				0%
Competition Totals										
Total Scoring:	1257.0		1195.5		1286.5		1246.3			
% compared to overall average	101%		96%		103%				7%	1%
Percentage Spread between Low and High Judge	7.3%									
Number points off High Judge	29.5		91.0		0.0					
Total Number Scores 9 or more	9	5%	6	4%	22	13%				
Total Number Scores 5.5 or less	0	0%	7	4%	0	0%				
Total Number of images under 6 and 9 or more	9	5%	13	8%	22	13%				

Category	Variance Between the Three Judges						
	Number of Entries	Number of scores with variance of ≥ 1.5	Percentage of scores with variance of ≥ 1.5	Number of scores with variance of ≥ 2.0	Percentage of scores with variance of ≥ 2	Number of scores with variance of ≥ 3.0	Percentage of scores with variance of ≥ 3
Category 1: Beginners	47	16	34.0%	7	14.9%	2	4.3%
Category 2: Advanced	66	33	50.0%	17	25.8%	2	3.0%
Category 3: Masters	57	22	38.6%	9	15.8%	0	0.0%
Totals for all categories	170	71	41.8%	33	19.4%	4	2.4%

Beginners



Advanced

