



# PICTORIAL IMAGES

2022-2023: Competition #3



# VOLUNTEERS



- **Judges** (listed in random order)
  - Barb Redford – Halton Hills Camera Club
  - Lorne Ross – Toronto Digital Photography Club
  - Nella Pascal – none currently
- **TCC Volunteers**
  - David Hillock – website submission, posting winning images, scores/comments
  - Catalin Sandu – processing images into online judging platform
  - Mike Fellhauer – Zoom hosting, video recording & editing
  - Tony Courtright – submission eligibility, judge liaison, tie-breaker, scoring analysis, image & score results presentation, submission for website posting
  - Dror Orbach – judges honorariums and award certificates

# OBSERVATIONS

- GREAT PARTICIPATION – special welcome to NEW MEMBERS
- Reference either explicitly or implicitly to a **non-domesticated animal in the title is a good clue image is ineligible**
  - Three images were substituted and one was renamed before deadline due to subject matter; one was disqualified as no substitute was offered before deadline
- One image disqualified as it was a duplicate submission to mono-digital
- Troubleshooting a technical problem with one image led to discovery:
  - 23 (13%) of submissions by 11 makers(17%) were in the incorrect colour space (i.e., Adobe RGB, P3, Melissa RGB) – especially prevalent among Masters and Advanced members
- **The CORRECT specification is sRGB colour space**

# IMAGE SUBMISSIONS AND MAKERS

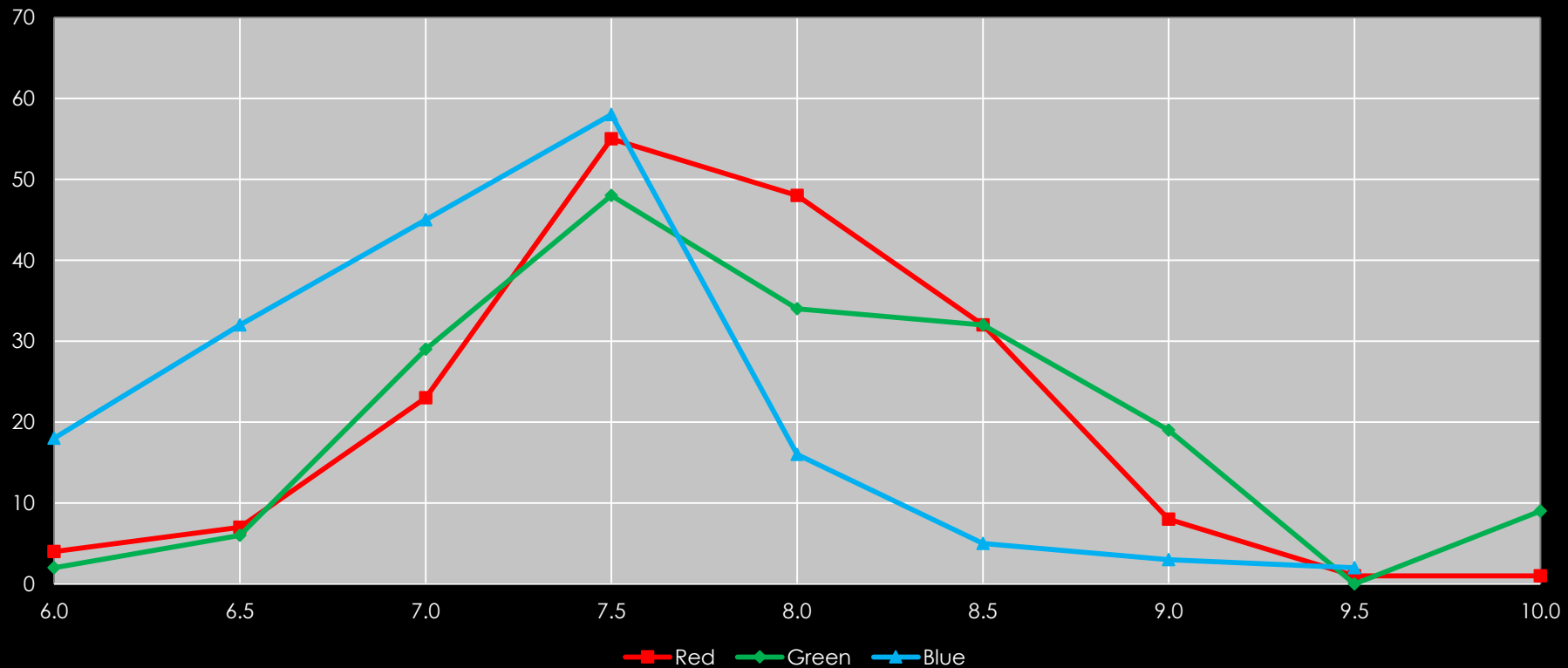
Pictorial #3 2022-23		Beginners	Advanced	Masters	TOTAL
IMAGES		67	62	49	178
MAKERS		25	21	18	64

2021-2022		Pictorial # 1	Pictorial # 2	Pictorial # 3
IMAGES		169	187	145
MAKERS		58	65	51

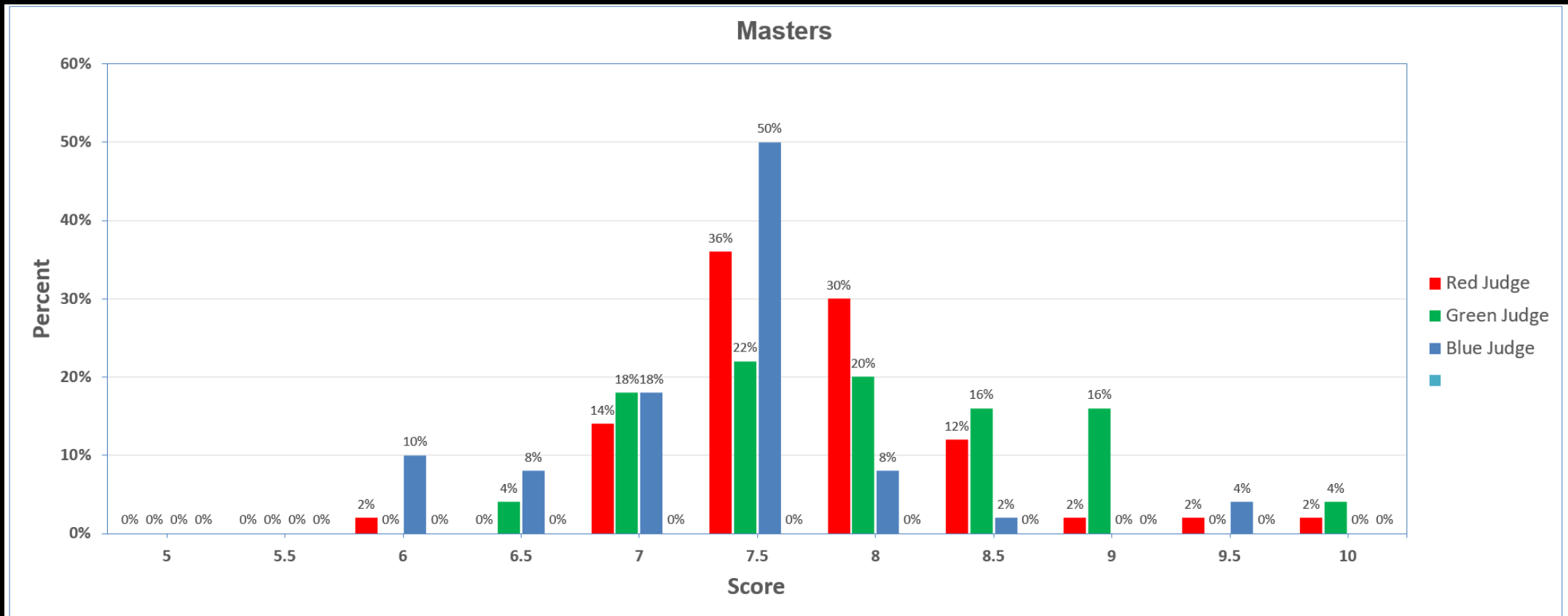
# SCORING STATISTICS

Division	Images	Median Score	Award Threshold	# Awards	% Awards
<b>Beginners</b>	67	22.0	24.5	<b>8</b>	11.9%
<b>Advanced</b>	62	23.5	25.5	<b>7</b>	11.3%
<b>Masters</b>	49	23.0	24.5	<b>5</b>	10.2%
<b>OVERALL</b>	179			<b>18</b>	10.1%

# FREQUENCY OF POINT SCORE BY JUDGE



# DIVISIONAL SCORING HISTOGRAM



LET'S SEE THE IMAGES





# BEGINNERS AWARD WINNERS

- TOP THREE SCORING LEVELS ONLY
- Tie-breaker between two images (26.0 pts) to determine Top vs RU
- 8 Award Winners overall = 11.9%

# ADVANCED AWARD WINNERS

- TOP FOUR SCORING LEVELS
- Tie-breaker between three images (27.0 pts) to determine Top, RU, and an HM
- 7 Award Winners overall = 11.3%

# MASTERS AWARD WINNERS

- TOP THREE SCORING LEVELS + PART OF FOURTH
- Tie-breaker between six images (24.5 pts) to determine final HM
- 5 Award Winners overall = 10.0%

# BEST IN SHOW CANDIDATES

## Curves in the Capital

Susan Lemieux



## Monument Valley Utah Arizona

Vladimir Palchkov

## Rhythmic Gymnast with ribbon

Katie Mak



# YEAR-END PICTORIAL TROPHY COMPETITIONS

- **Submission Deadline** – Monday April 17<sup>th</sup>
- Three Open-Division Competitions
  - Maximum of three images, or series of images, per maker
  - No previous award-winning images are eligible
- One Closed-Division Competition
  - Automatic submission, nothing required of makers

# YEAR-END PICTORIAL TROPHY COMPETITIONS

- 3M Trophy Competition
- Human Portrait or Character Study as subject matter
- Maximum of three images per maker

# YEAR-END PICTORIAL TROPHY COMPETITIONS

- Bohdan Switajlo Trophy
- Urban Landscape as subject matter
  - “Must include an expansive area (e.g., two or more streets) whose urban setting is immediately evident”
  - “Images should attempt to reflect some of the city’s character”
- Maximum of three images per maker

# YEAR-END PICTORIAL TROPHY COMPETITIONS

- **Charles Miller Memorial Trophy**
- Series of images from Club organized Ontario outings over the past 12 months
- Minimum of five, maximum of eight images per series
- Maximum of three series of images per maker
- **NO titles** or commentary on images is permitted



# YEAR-END PICTORIAL TROPHY COMPETITIONS

- **Thomas Harrison Memorial Trophy**
- Pictorial category competition – award winners (plus those tied-with HMs) from Pictorial #1, 2, 3 **automatically entered** into their respective divisions
- 70 images will be submitted for 2022-23
- Beginners – 20 images from 11 makers
- Advanced – 28 images from 15 makers
- Masters – 22 images from 13 makers

POST PRESENTATION  
COMMENTS BY AWARD WINNERS

# SUSAN LEMIEUX – TOP & RU



# VLADIMIR PALCHKOV - TOP



# ANDREW WODZINSKI - RU



# JANNA CHENG – HM (TIED WITH TOP & RU)



# KATIE MAK – TOP+BIS & RU





APPENDIX:

▶ O3C SCORING STATISTICS  
TO BE POSTED ON CLUB WEBSITE WITH  
THIS PRESENTATION



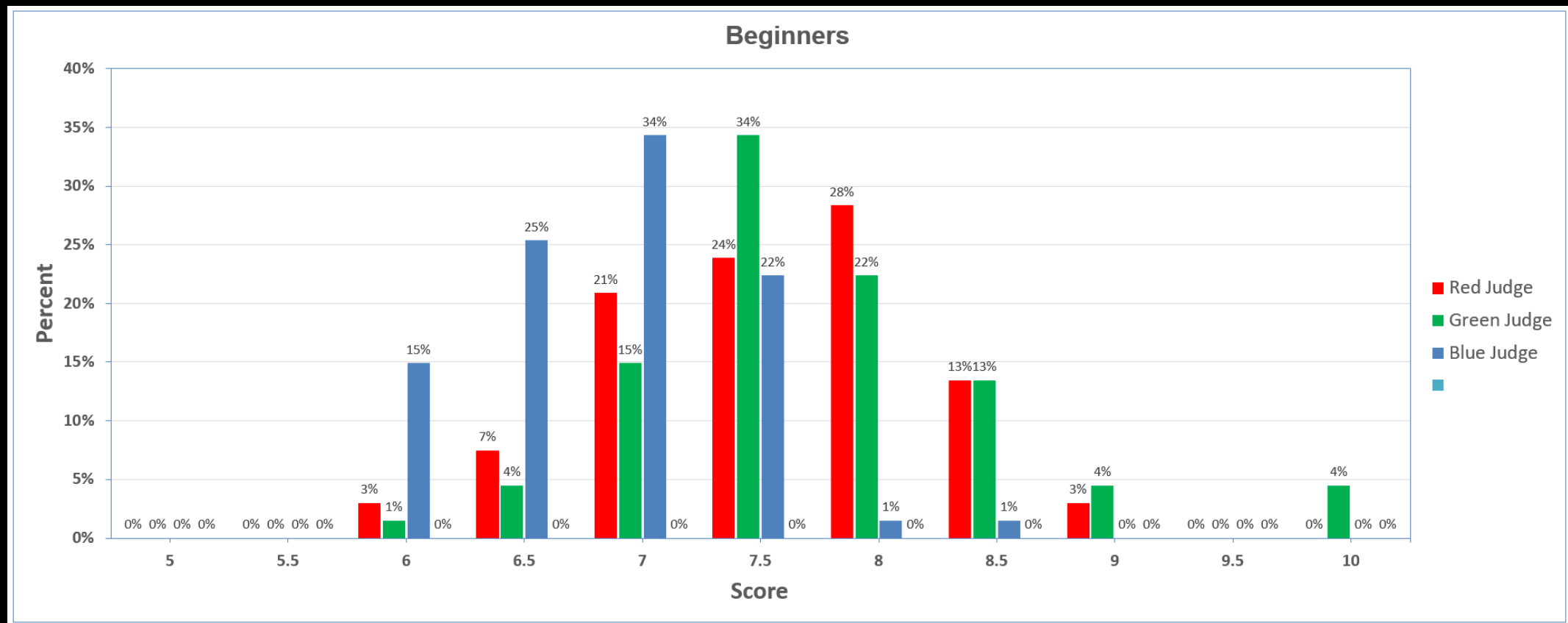
# O3C JUDGES SCORING ANALYSIS

Category	Judges						Average Total Score	Average Score (all Judges)	% Scores ≥9 (all Judges)	% Scores ≤5.5 (all Judges)
	J1 #		J2 #		J3 #					
	Red Judge		Green Judge		Blue Judge					
<b>Category 1: Beginners</b>										
Total Points:	509.0		521.5		460.5		497.0			
Average Score	7.6		7.8		6.9			7.4		
Percent of Average	102%		105%		93%					
Scores 9 or more	2	3%	6	9%	0	0%		4%		
Scores 5.5 or less	0	0%	0	0%	0	0%				0%
<b>Category 2: Advanced</b>										
Total Points:	492.0		499.0		456.0		482.3			
Average Score	7.9		8.0		7.4			7.8		
Percent of Average	102%		103%		95%					
Scores 9 or more	5	8%	12	19%	3	5%		11%		
Scores 5.5 or less	0	0%	0	0%	0	0%				0%
<b>Category 3: Masters</b>										
Total Points:	389.5		398.5		366		384.7			
Average Score	7.8		8.0		7.3			7.7		
Percent of Average	101%		104%		95%					
Scores 9 or more	3	6%	10	20%	2	4%		10%		
Scores 5.5 or less	0	0%	0	0%	0	0%				0%
<b>Competition Totals</b>										
Total Scoring:	1390.5		1419.0		1282.5		1364.0			
% compared to overall average	102%		104%		94%				8%	0%
Percentage Spread between Low and High Judge	10.0%									
Number points off High Judge	28.5		0.0		136.5					
Total Number Scores 9 or more	10	6%	28	16%	5	3%				
Total Number Scores 5.5 or less	0	0%	0	0%	0	0%				
Total Number of images under 6 and 9 or more	10	6%	28	16%	5	3%				

# O3C JUDGES SCORING ANALYSIS

Category	Variance Between the Three Judges						
	Number of Entries	Number of scores with variance of $\geq 1.5$	Percentage of scores with variance of $\geq 1.5$	Number of scores with variance of $\geq 2.0$	Percentage of scores with variance of $\geq 2$	Number of scores with variance of $\geq 3.0$	Percentage of scores with variance of $\geq 3$
Category 1:Beginners	67	26	38.8%	9	13.4%	0	0.0%
Category 2: Advanced	62	24	38.7%	8	12.9%	1	1.6%
Category 3: Masters	50	20	40.0%	4	8.0%	0	0.0%
Totals for all categories	179	70	39.1%	21	11.7%	1	0.6%

# DIVISIONAL SCORING HISTOGRAM



# DIVISIONAL SCORING HISTOGRAM

