



Creative/Altered Reality Competition № 2

*Toronto Camera Club
Welcome to the Results*



THANK YOU TO:

COMPETITION CHAIR: GARETH JONES

SOFTWARE DESIGN & SUPPORT: CATALIN SANDU

SUBMISSIONS/SCORING: GARETH JONES

PRESENTATION: GARETH JONES

AWARD CERTIFICATES/THANK YOU CARDS: DROR ORBACH

WEBSITE: DAVID HILLOCK

TECHNICAL SUPPORT: MIKE FELLHAUER



Creative/Altered Reality Competition

All: 31 Makers - 82 Images

Beginners: 6 Makers - 15 Images

Advanced: 16 Makers - 43 Images

Masters: 9 Makers - 24 Images

2022-2023 - 29 Makers - 67 Images

2021-2022 - 30 Makers - 78 Images

A young child with dark, curly hair is looking upwards with a joyful expression. The child is wearing a teal sweater. The background is a Christmas tree decorated with various ornaments, including red, gold, silver, and blue ones, and warm white lights. The scene is festive and brightly lit.

Introducing the Judges:

Dave Dearborn – Member of CAPA

Gilles Vézina – Unaffiliated with any club at the moment

**Dave Snider – Member of the Kamloops Photo Arts Club
and the Shuswap Photo Arts Club**

Competition Rules – Definitions

All components of an image must have been captured with a camera (film or digital, including mobile phone cameras) by the entrant.

A. An image or any component of an image, whether digital or otherwise, may not have originated otherwise; for example, a digital file acquired by use of a scanner, a digital file created solely by way of software or a downloaded digital file cannot be used as a component of an image.

B. Similarly, graphic elements that are generated solely by software (e.g. words or letters, symbols, shapes etc.) cannot be used as a component of an image except where specifically required or allowed (e.g. title images in a series) or in audio-visual presentations and creative images so long as such graphic elements are incidental (e.g. titles).

C. Backgrounds, to be used in competitions that allow composite images, are allowed so long as they have been captured with a camera by the entrant and the entrant owns the copyright over such images.

D. Borders are permissible.

Awards' rules:

- One Top & one Runner Up award shall be presented, as long as the maximum award threshold is not exceeded;
- Honourable Mention awards shall be presented to the other images scoring within the top 3 score levels, as long as the maximum award threshold is not exceeded;
- Additional Honourable Mention awards shall be presented until the minimum award level threshold is reached, if the previous step did not result in reaching this minimum;
- Minimum award threshold = 9.5%; Maximum threshold = 22%

**In this competition – Winning scores were:
B – 23.... A – 25.5.... M – 25.... Or Higher**

Judges' Scoring Statistics



Judges' Scoring Statistics

Category	Judges						Average Total Score	Average Score (all Judges)	% Scores ≥9 (all Judges)	% Scores ≤5.5 (all Judges)
	J1 #		J2 #		J3 #					
	Dave Dearbord		Gilles Vézina		Dave Snider					
Category 1:										
Total Points:	108.0		107.0		109.5		108.2			
Average Score	7.2		7.1		7.3			7.2		
Percent of Average	100%		99%		101%					
Scores 9 or more	0	0%	0	0%	0	0%			0%	
Scores 5.5 or less	0	0%	1	7%	0	0%				2%
Score needed to place – 23										
Category 2:										
Total Points:	381.0		343.5		344.0		356.2			
Average Score	8.3		7.5		7.5			7.7		
Percent of Average	107%		96%		97%					
Scores 9 or more	15	33%	3	7%	4	9%			16%	
Scores 5.5 or less	0	0%	0	0%	0	0%				0%
Score needed to place – 25.5										
Category 3:										
Total Points:	188.5		191.5		184.5		188.2			
Average Score	7.9		8.0		7.7			7.8		
Percent of Average	100%		102%		98%					
Scores 9 or more	3	13%	4	17%	0	0%			10%	
Scores 5.5 or less	0	0%	0	0%	0	0%				0%
Score needed to place – 25										

Judges' Scoring Statistics

Category	Judges						Average Total Score	Average Score (all Judges)	% Scores ≥9 (all Judges)	% Scores ≤5.5 (all Judges)
	J1 #		J2 #		J3 #					
	Dave Dearbord		Gilles Vézina		Dave Snider					
Category 1:										
	Total Points:		108.0		107.0		109.5		108.2	
	Average Score		7.2		7.1		7.3		7.2	
	Percent of Average		100%		98%		101%			
	Scores 9 or more		0	0%	0	0%	0	0%	0%	
	Scores 5.5 or less		0	0%	1	7%	0	0%		2%
Score needed to place – 23										
Category 2:										
	Total Points:		381.0		343.5		344.0		356.2	
	Average Score		8.3		7.5		7.5		7.7	
	Percent of Average		107%		96%		97%			
	Scores 9 or more		15	33%	3	7%	4	9%	16%	
	Scores 5.5 or less		0	0%	0	0%	0	0%		0%
Score needed to place – 25.5										
Category 3:										
	Total Points:		188.5		181.5		184.5		188.2	
	Average Score		7.9		8.0		7.7		7.8	
	Percent of Average		100%		102%		98%			
	Scores 9 or more		3	13%	4	17%	0	0%	10%	
	Scores 5.5 or less		0	0%	0	0%	0	0%		0%
Score needed to place – 25										

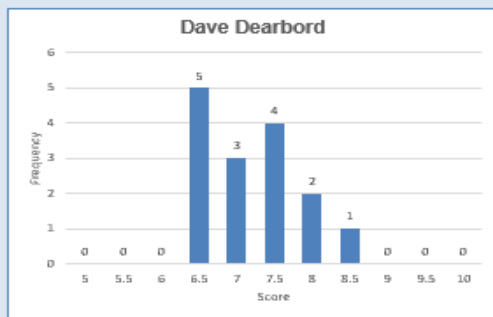
Judges' Scoring Statistics

Category	Variance Between the Three Judges						
	Number of Entries	Number of scores with variance of ≥ 1.5	Percentage of scores with variance of ≥ 1.5	Number of scores with variance of ≥ 2.0	Percentage of scores with variance of ≥ 2	Number of scores with variance of ≥ 3.0	Percentage of scores with variance of ≥ 3
Category 1:	15	2	13.3%	1	6.7%	0	0.0%
Category 2:	46	28	60.9%	12	26.1%	2	4.3%
Category 3:	24	5	20.8%	0	0.0%	0	0.0%
Category 4:	0	0	#DIV/0!	0	#DIV/0!	0	#DIV/0!
Totals for all 4 categories	85	35	41.2%	13	15.3%	2	2.4%

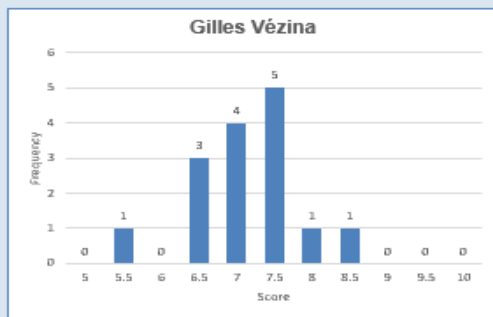
Judges' Scoring Statistics

Category 1:

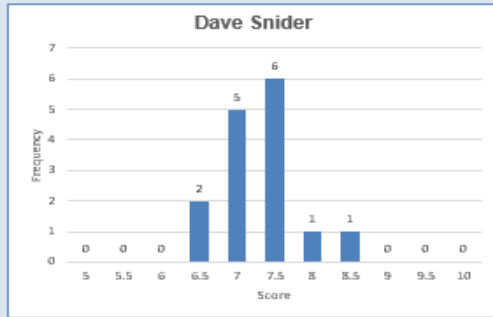
Score	Frequency
5	0
5.5	0
6	0
6.5	5
7	3
7.5	4
8	2
8.5	1
9	0
9.5	0
10	0



Score	Frequency
5	0
5.5	1
6	0
6.5	3
7	4
7.5	5
8	1
8.5	1
9	0
9.5	0
10	0

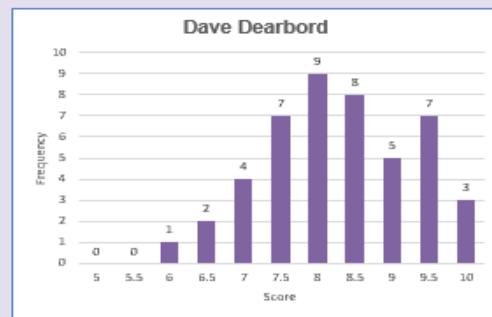


Score	Frequency
5	0
5.5	0
6	0
6.5	2
7	5
7.5	6
8	1
8.5	1
9	0
9.5	0
10	0

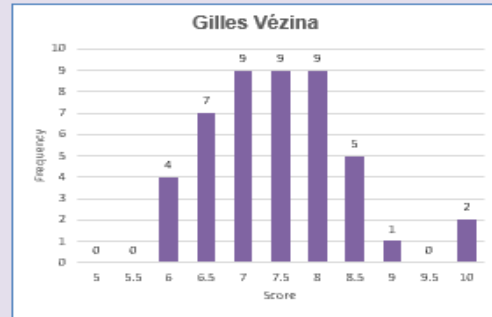


Category 2:

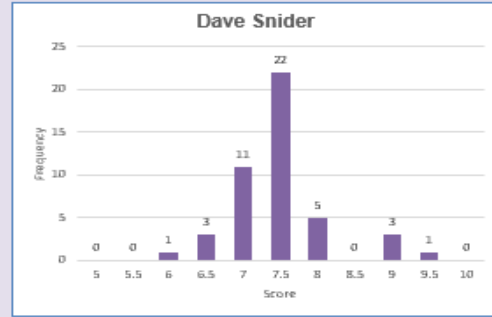
Score	Frequency
5	0
5.5	0
6	1
6.5	2
7	4
7.5	7
8	9
8.5	8
9	5
9.5	7
10	3



Score	Frequency
5	0
5.5	0
6	4
6.5	7
7	9
7.5	9
8	9
8.5	5
9	1
9.5	0
10	2

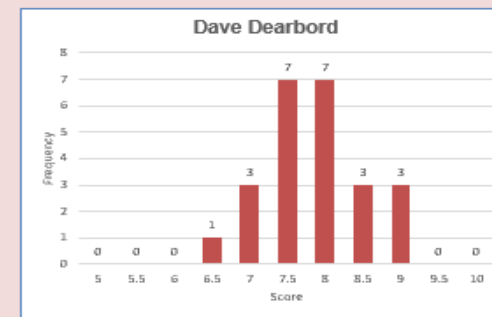


Score	Frequency
5	0
5.5	0
6	1
6.5	3
7	11
7.5	22
8	5
8.5	0
9	3
9.5	1
10	0

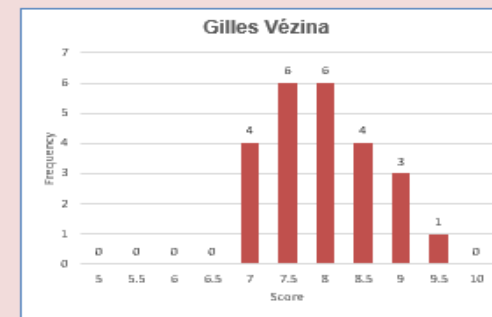


Category 3:

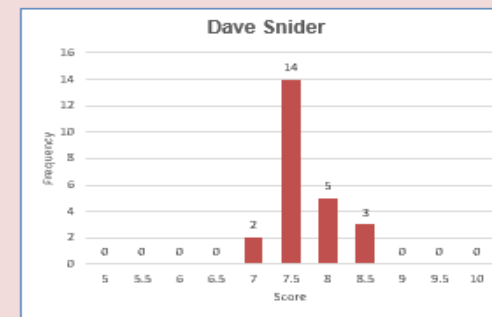
Score	Frequency
5	0
5.5	0
6	0
6.5	1
7	3
7.5	7
8	7
8.5	3
9	3
9.5	0
10	0



Score	Frequency
5	0
5.5	0
6	0
6.5	0
7	4
7.5	6
8	6
8.5	4
9	3
9.5	1
10	0



Score	Frequency
5	0
5.5	0
6	0
6.5	0
7	2
7.5	14
8	5
8.5	3
9	0
9.5	0
10	0



Time for the Show!



Ladies and Gentlemen:

**The Creative/Altered Reality
Competition Images!**

