




Creative/Altered Reality Competition № 3

*Toronto Camera Club
Welcome to the Results*

A man in a dark suit and a light-colored fedora hat is seated on a black piano bench, playing a dark grand piano. The room is dimly lit, with a warm glow from a lamp above the piano and light coming from a window in the background. The overall mood is classic and artistic.

THANK YOU TO:

COMPETITION CHAIR: GARETH JONES

SOFTWARE DESIGN & SUPPORT: CATALIN SANDU

SUBMISSIONS/SCORING & PRESENTATION: GARETH JONES

AWARD CERTIFICATES/THANK YOU CARDS: DROR ORBACH

WEBSITE: DAVID HILLOCK

TECHNICAL SUPPORT: MIKE FELLHAUER

COFFEE/TEA - VOLUNTEERS

Creative/Altered Reality Competition #3

Beginners: 9 Makers - 21 Images

Advanced: 9 Makers - 22 Images

Masters: 9 Makers - 23 Images

Total - 27 Makers - 66 Images

2022-2023 - 24 Makers - 67 Images

2021-2022 - 29 Makers - 75 Images



Introducing the Judges:

Ann Alimi – Toronto Digital Photography Club

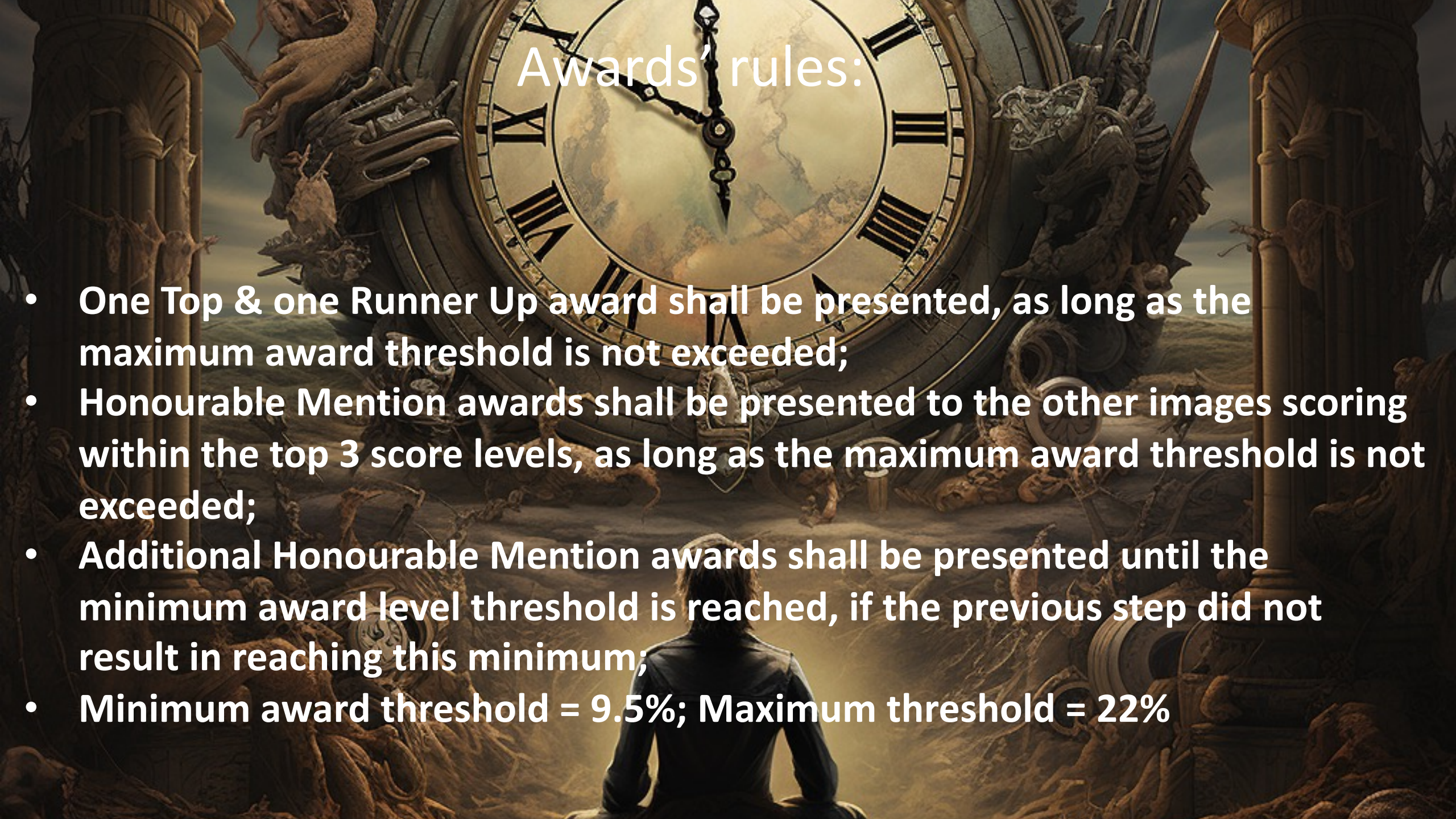
Robert Zakrison – Toronto Digital Photography Club

**Chris & Valerie Hoffman – Founder and Director for the
Fusion Art and the Light, Space, Time on-line Galleries,
Santa Fe, New Mexico**

Competition Rules – Definitions

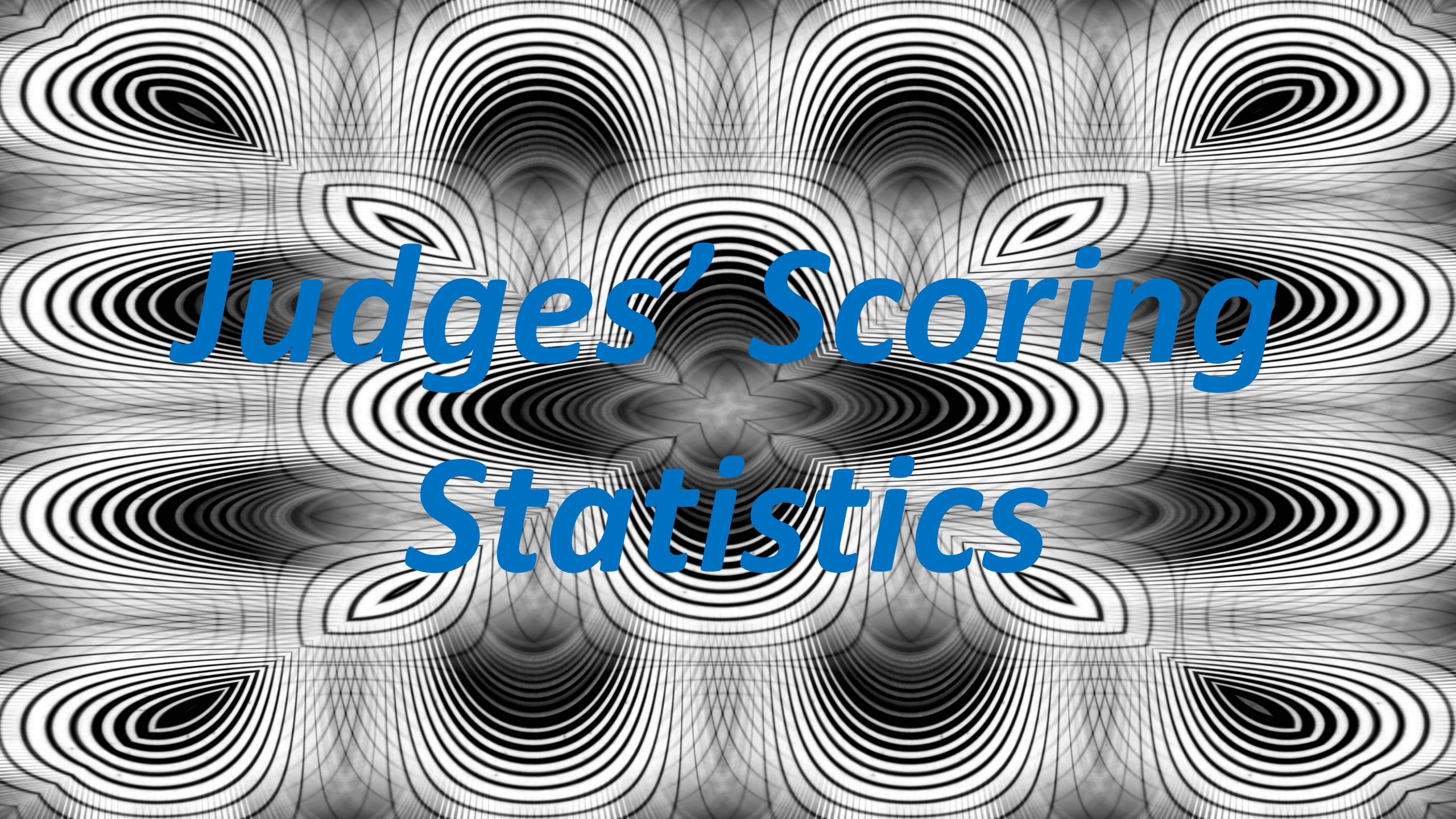
All components of an image must have been captured with a camera (film or digital, including mobile phone cameras) by the entrant.

- A. An image or any component of an image, whether digital or otherwise, may not have originated otherwise; for example, a digital file acquired by use of a scanner, a digital file created solely by way of software or a downloaded digital file cannot be used as a component of an image.
- B. Similarly, graphic elements that are generated solely by software (e.g. words or letters, symbols, shapes etc.) cannot be used as a component of an image except where specifically required or allowed (e.g. title images in a series) or in audio-visual presentations and creative images so long as such graphic elements are incidental (e.g. titles).
- C. Backgrounds, to be used in competitions that allow composite images, are allowed so long as they have been captured with a camera by the entrant and the entrant owns the copyright over such images.
- D. Borders are permissible.



Awards' rules:

- One Top & one Runner Up award shall be presented, as long as the maximum award threshold is not exceeded;
- Honourable Mention awards shall be presented to the other images scoring within the top 3 score levels, as long as the maximum award threshold is not exceeded;
- Additional Honourable Mention awards shall be presented until the minimum award level threshold is reached, if the previous step did not result in reaching this minimum;
- Minimum award threshold = 9.5%; Maximum threshold = 22%



***Judges' Scoring
Statistics***

Judges' Scoring Statistics

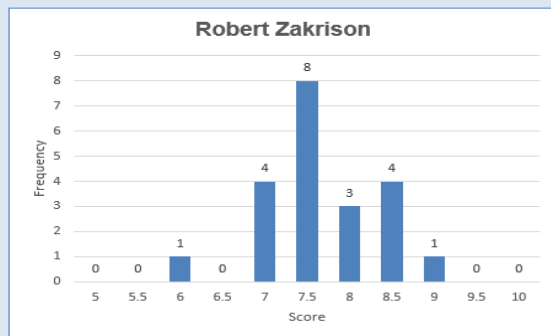
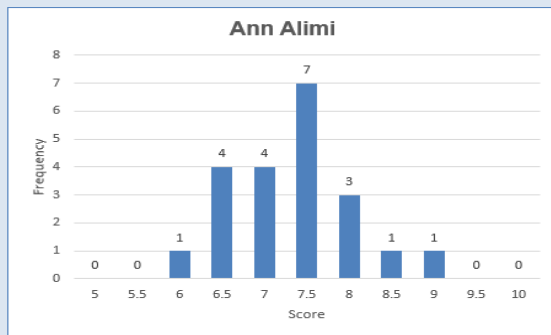
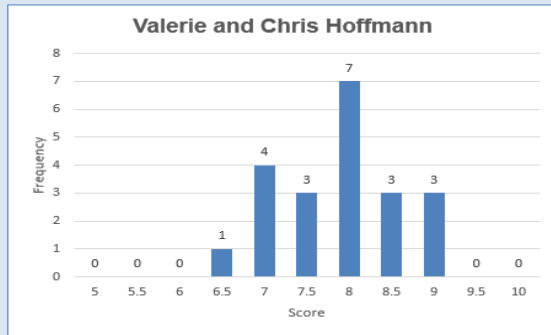
Category	Judges						Average Total Score	Average Score (all Judges)	% Scores ≥9 (all Judges)	% Scores ≤5.5 (all Judges)
	J1 #		J2 #		J3 #					
	Valerie and Chris Hoffmann		Ann Alimi		Robert Zakrison					
Category 1: Beginners										
	Total Points:		165.5		154.0		161.0		160.2	
	Average Score		7.9		7.3		7.7		7.6	
	Percent of Average		103%		96%		101%			
	Scores 9 or more		3		14%		1		5%	
	Scores 5.5 or less		0		0%		0		0%	
Score needed to place – 24.5										
Category 2: Advanced										
	Total Points:		174.0		168.0		170.0		170.7	
	Average Score		7.9		7.6		7.7		7.8	
	Percent of Average		102%		98%		100%			
	Scores 9 or more		4		18%		2		9%	
	Scores 5.5 or less		0		0%		0		0%	
Score needed to place – 25.5										
Category 3: Masters										
	Total Points:		183.5		177		183		181.2	
	Average Score		8.0		7.7		8.0		7.9	
	Percent of Average		101%		98%		101%			
	Scores 9 or more		1		4%		4		17%	
	Scores 5.5 or less		0		0%		0		0%	
Score needed to place – 25										

Judges' Scoring Statistics

Category	Variance Between the Three Judges						
	Number of Entries	Number of scores with variance of ≥ 1.5	Percentage of scores with variance of ≥ 1.5	Number of scores with variance of ≥ 2.0	Percentage of scores with variance of ≥ 2	Number of scores with variance of ≥ 3.0	Percentage of scores with variance of ≥ 3
Category 1: Beginners	21	6	28.6%	1	4.8%	1	4.8%
Category 2: Advanced	22	5	22.7%	3	13.6%	0	0.0%
Category 3: Masters	23	9	39.1%	2	8.7%	0	0.0%

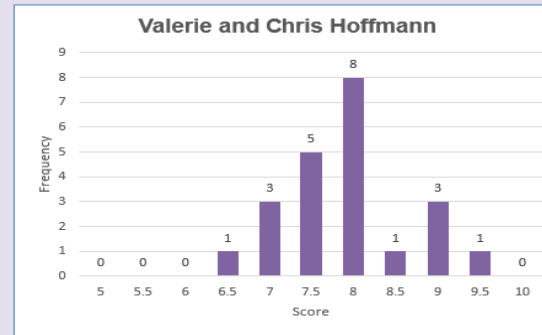
Judges' Scoring Statistics

Category 1: Beginners

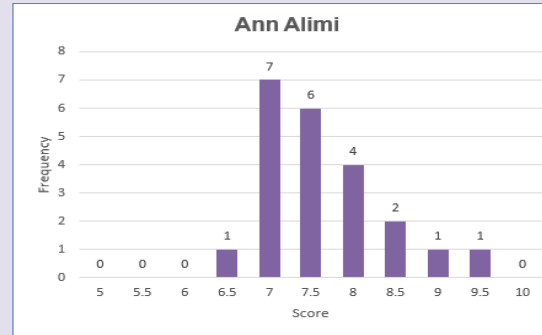


Category 2: Advanced

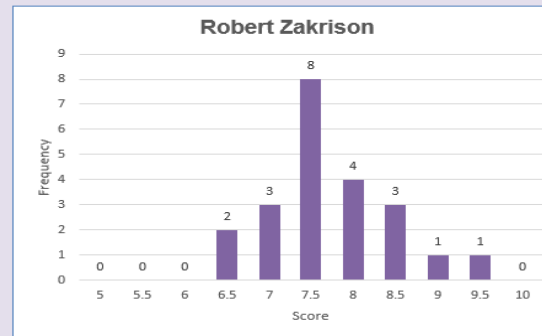
Score	Frequency
5	0
5.5	0
6	0
6.5	1
7	3
7.5	5
8	8
8.5	1
9	3
9.5	1
10	0



Score	Frequency
5	0
5.5	0
6	0
6.5	1
7	7
7.5	6
8	4
8.5	2
9	1
9.5	1
10	0

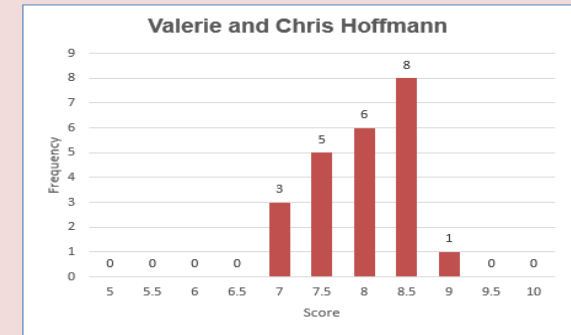


Score	Frequency
5	0
5.5	0
6	0
6.5	2
7	3
7.5	8
8	4
8.5	3
9	1
9.5	1
10	0

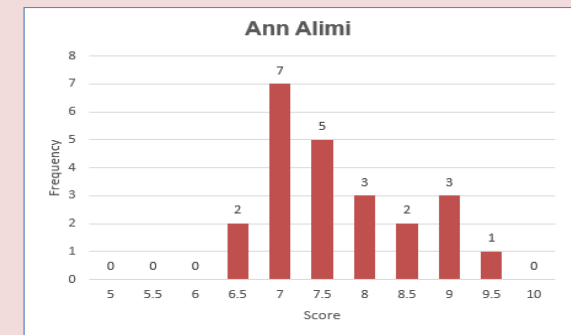


Category 3: Masters

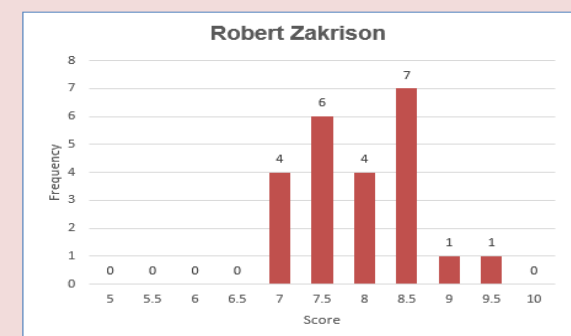
Score	Frequency
5	0
5.5	0
6	0
6.5	0
7	3
7.5	5
8	6
8.5	8
9	1
9.5	0
10	0



Score	Frequency
5	0
5.5	0
6	0
6.5	2
7	7
7.5	5
8	3
8.5	2
9	3
9.5	1
10	0



Score	Frequency
5	0
5.5	0
6	0
6.5	0
7	4
7.5	6
8	4
8.5	7
9	1
9.5	1
10	0





Time for the Show!

Ladies and Gentlemen:

**The Creative/Altered Reality
Competition Images!**