



TORONTO CAMERA CLUB

NATURE IMAGES COMPETITION 2



TORONTO CAMERA CLUB

JUDGED ON DECEMBER 5 - 10

JUDGES

TONY FLORIO

NORM ULLOCK OCC

VERN MOSSEY OCC



TORONTO CAMERA CLUB

JUDGING TEAM

VETTING AND SORTING

ONLINE JUDGING PLATFORM

FINAL RESULTS SORTING

SCORING ANALYSIS

WEB POSTING

HONORARIUMS / CERTIFICATES

PRESENTATION

ZOOM HOSTING/RECORDING/POSTING

TOM HSAIO

CATALIN SANDU

CHRISTOPHER SIOU

CHRISTOPHER SIOU

DAVID HILLOCK

DROR ORBACH

CHRISTOPHER SIOU

MIKE FELLHAUER



TORONTO CAMERA CLUB

| Division | Members | Botany | General | Zoology | Total |
|----------|---------|--------|---------|---------|-------|
| B | 19 | 11 | 17 | 18 | 46 |
| A | 27 | 17 | 21 | 42 | 80 |
| M | 20 | 15 | 9 | 33 | 57 |

| | | | | | |
|--------------|-----------|-----------|-----------|-----------|------------|
| Total | 66 | 43 | 47 | 93 | 183 |
|--------------|-----------|-----------|-----------|-----------|------------|

5 Images DQ – Cultivated plants & partial monochrome treatment

Thank you for your participation!



TORONTO CAMERA CLUB

SCORING ANALYSIS

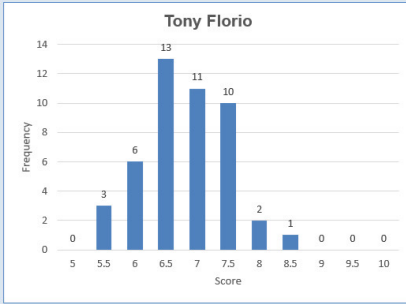
| | J1 | J2 | J3 |
|-----------|-----------|-----------|-----------|
| Spread | 100 | 98 | 102 |
| 9 & above | 12 | 5 | 8 |
| Below 6 | 3 | 4 | 2 |

| Variance | >1.5 | >2 | >3 |
|-----------------|----------------|--------------|--------------|
| | 18.6% | 1.6% | 0 |

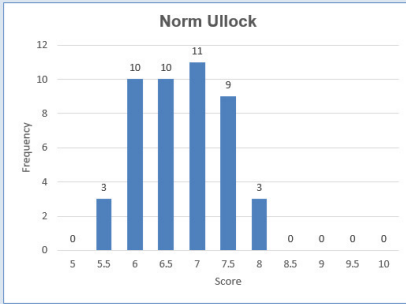
| | B | A | M |
|---------------|----------|----------|----------|
| Average Score | 6.9 | 7.4 | 7.7 |

Category 1: B division

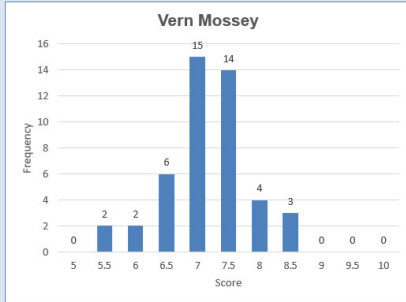
| Score | Frequency |
|-------|-----------|
| 5 | 0 |
| 5.5 | 3 |
| 6 | 6 |
| 6.5 | 13 |
| 7 | 11 |
| 7.5 | 10 |
| 8 | 2 |
| 8.5 | 1 |
| 9 | 0 |
| 9.5 | 0 |
| 10 | 0 |



| Score | Frequency |
|-------|-----------|
| 5 | 0 |
| 5.5 | 3 |
| 6 | 10 |
| 6.5 | 10 |
| 7 | 11 |
| 7.5 | 9 |
| 8 | 3 |
| 8.5 | 0 |
| 9 | 0 |
| 9.5 | 0 |
| 10 | 0 |

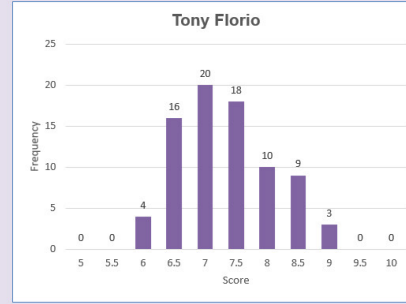


| Score | Frequency |
|-------|-----------|
| 5 | 0 |
| 5.5 | 2 |
| 6 | 2 |
| 6.5 | 6 |
| 7 | 15 |
| 7.5 | 14 |
| 8 | 4 |
| 8.5 | 3 |
| 9 | 0 |
| 9.5 | 0 |
| 10 | 0 |

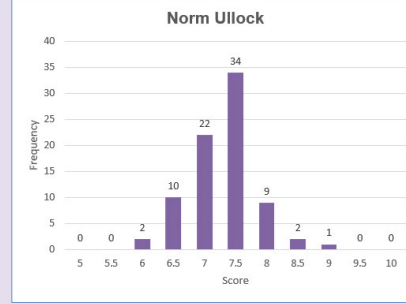


Category 2: A division

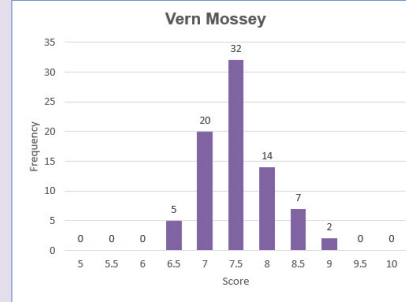
| Score | Frequency |
|-------|-----------|
| 5 | 0 |
| 5.5 | 0 |
| 6 | 4 |
| 6.5 | 16 |
| 7 | 20 |
| 7.5 | 18 |
| 8 | 10 |
| 8.5 | 9 |
| 9 | 3 |
| 9.5 | 0 |
| 10 | 0 |



| Score | Frequency |
|-------|-----------|
| 5 | 0 |
| 5.5 | 0 |
| 6 | 2 |
| 6.5 | 10 |
| 7 | 22 |
| 7.5 | 34 |
| 8 | 9 |
| 8.5 | 2 |
| 9 | 1 |
| 9.5 | 0 |
| 10 | 0 |

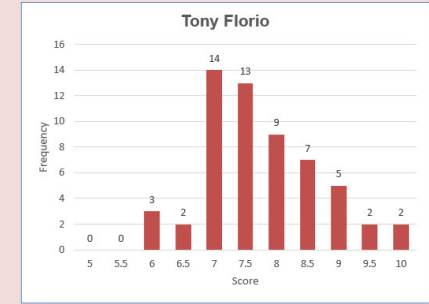


| Score | Frequency |
|-------|-----------|
| 5 | 0 |
| 5.5 | 0 |
| 6 | 0 |
| 6.5 | 5 |
| 7 | 20 |
| 7.5 | 32 |
| 8 | 14 |
| 8.5 | 7 |
| 9 | 2 |
| 9.5 | 0 |
| 10 | 0 |

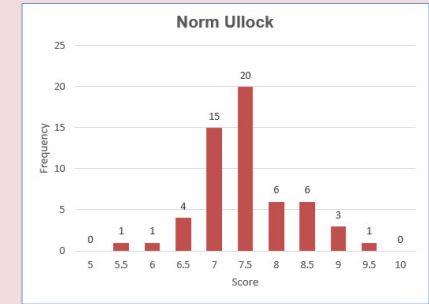


Category 3: M division

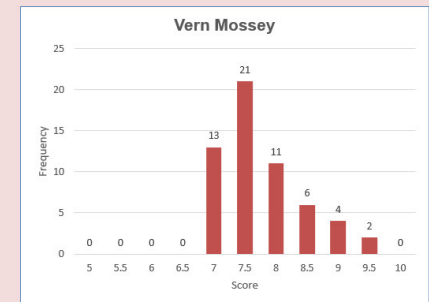
| Score | Frequency |
|-------|-----------|
| 5 | 0 |
| 5.5 | 0 |
| 6 | 3 |
| 6.5 | 2 |
| 7 | 14 |
| 7.5 | 13 |
| 8 | 9 |
| 8.5 | 7 |
| 9 | 5 |
| 9.5 | 2 |
| 10 | 2 |



| Score | Frequency |
|-------|-----------|
| 5 | 0 |
| 5.5 | 1 |
| 6 | 1 |
| 6.5 | 4 |
| 7 | 15 |
| 7.5 | 20 |
| 8 | 6 |
| 8.5 | 6 |
| 9 | 3 |
| 9.5 | 1 |
| 10 | 0 |



| Score | Frequency |
|-------|-----------|
| 5 | 0 |
| 5.5 | 0 |
| 6 | 0 |
| 6.5 | 0 |
| 7 | 13 |
| 7.5 | 21 |
| 8 | 11 |
| 8.5 | 6 |
| 9 | 4 |
| 9.5 | 2 |
| 10 | 0 |





TORONTO CAMERA CLUB

FACTORS TO CONSIDER

SUBJECT – SHARP (FRONT TO BACK)

BEST LIT VS BACKGROUND

WELL PLACED

NATURE STORY – ACTIVITY

BACKGROUND – MUTED / DARKER

DISTRACTIONS

SHOWS HABITAT



TORONTO CAMERA CLUB

SCORING & AWARDS

TOP 3 TIERS IMAGES RECEIVE AWARDS

MINIMUM 9.5 % (OTHERWISE ADD 4TH TIER)

MAXIMUM 22% (OTHERWISE ELIMINATION BY TIEBREAKS)

IMAGES ELIMINATED BY TIEBREAKS ARE STILL ENTERED
YEAR END MCGREGOR TROPHY COMPETITION



TORONTO CAMERA CLUB

SCORING & AWARDS

EACH DIVISION (B, A & M)

TOP (OVERALL)

RUNNER UP BOTANY

RUNNER UP GENERAL

RUNNER UP ZOOLOGY

PLUS A NUMBER OF HM'S