



*Creative/Altered Reality
Competition № 1*

Toronto Camera Club

Welcome to the Results



THANK YOU TO:

- *COMPETITION CHAIR: GARETH JONES*
- *SOFTWARE DESIGN & SUPPORT:
CATALIN SANDU*
- *SUBMISSIONS/SCORING &
PRESENTATION: GARETH JONES*
- *AWARD CERTIFICATES/THANK YOU
CARDS: DROR ORBACH*
- *WEBSITE: DAVID HILLOCK*
- *TECHNICAL SUPPORT: MIKE FELLHAUER*
- *COFFEE/TEA – VOLUNTEERS*

Creative/Altered Reality Competition № 1

Beginners: 9 Makers - 25 Images

Advanced: 11 Makers - 28 Images

Masters: 13 Makers - 35 Images

Total - 33 Makers - 88 Images

2023-2024 - 29 Makers - 76 Images

2022-2023 - 24 Makers - 67 Images


2021-2022 - 29 Makers - 75 Images

Introducing the Judges:


**Ann Alimi – Toronto Digital
Photography Club**

**Stella d'Entremont – Focus
Camera Club in Moncton and
President of CAPA**

**Michael Breakey – COPS - Central
Okanagan Photographic Society**



- **Competition Rules – Definitions**
- **All components of an image must have been captured with a camera (film or digital, including mobile phone cameras) by the entrant.**
 - **An image or any component of an image, whether digital or otherwise, may not have originated otherwise; for example, a digital file acquired by use of a scanner, a digital file created solely by way of software or a downloaded digital file cannot be used as a component of an image.**
 - **Similarly, graphic elements that are generated solely by software (e.g. words or letters, symbols, shapes etc.) cannot be used as a component of an image except where specifically required or allowed (e.g. title images in a series) or in audio-visual presentations and creative images so long as such graphic elements are incidental (e.g. titles).**
 - **Backgrounds, to be used in competitions that allow composite images, are allowed so long as they have been captured with a camera by the entrant and the entrant owns the copyright over such images.**
 - **Borders are permissible.**




Awards' rules:

- **One Top & one Runner Up award – within the maximum award threshold;**
- **Honourable Mention awards presented to the other images scoring in the top 3 score levels – within the maximum award threshold;**
- **Additional Honourable Mention awards presented until the minimum award level threshold is reached, if the previous step did not result in reaching this minimum;**
- **Minimum award threshold = 9.5%; Maximum threshold = 22%**

Awards' rules:

Here's an example from this evening's competition:

- In the Masters Division, there are 35 images
- In the first 3 scoring levels there are 3 winning images
- 3 out of 35, is only 8.6% - and I need to reach at least 9.5%
- So, I then awarded images in the 4th scoring level – of which there were 2 images
- 5 out of 35, is 14.3% - within the award range



*Judges'
Scoring
Statistics*

Judges' Scoring Statistics

| Category | Judges | | | | | | Average Total Score | Average Score (all Judges) | % Scores ≥9 (all Judges) | % Scores ≤5.5 (all Judges) | |
|--------------------|----------------------|-------------------------------------|-----------|-------|-----------------|-------|---------------------|----------------------------|--------------------------|----------------------------|----|
| | J1 #1 | | J2 #2 | | J3 #3 | | | | | | |
| | Stella d'Entremont | | Ann Alimi | | Michael Breakey | | | | | | |
| Category 1: | Total Points: | 181.0 | | 178.0 | | 192.5 | | 183.8 | | | |
| | Average Score | 7.2 | | 7.1 | | 7.7 | | | 7.4 | | |
| | Percent of Average | 98% | | 97% | | 105% | | | | | |
| Beginners | Scores 9 or more | 0 | 0% | 1 | 4% | 2 | 8% | | 4% | | |
| | Scores 5.5 or less | 0 | 0% | 0 | 0% | 0 | 0% | | | | 0% |
| | | Score needed to place – 24.5 | | | | | | | | | |
| Category 2: | Total Points: | 206.5 | | 205.5 | | 227.0 | | 213.0 | | | |
| | Average Score | 7.4 | | 7.3 | | 8.1 | | | 7.6 | | |
| | Percent of Average | 97% | | 96% | | 107% | | | | | |
| Advanced | Scores 9 or more | 0 | 0% | 1 | 4% | 8 | 29% | | 11% | | |
| | Scores 5.5 or less | 0 | 0% | 0 | 0% | 0 | 0% | | | | 0% |
| | | Score needed to place – 25 | | | | | | | | | |
| Category 3: | Total Points: | 262 | | 269.5 | | 289.5 | | 273.7 | | | |
| | Average Score | 7.5 | | 7.7 | | 8.3 | | | 7.8 | | |
| | Percent of Average | 96% | | 98% | | 106% | | | | | |
| Masters | Scores 9 or more | 0 | 0% | 4 | 11% | 11 | 31% | | 14% | | |
| | Scores 5.5 or less | 0 | 0% | 0 | 0% | 0 | 0% | | | | 0% |
| | | Score needed to place – 25.5 | | | | | | | | | |

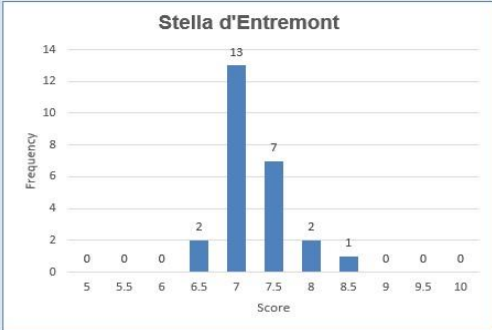
Judges' Scoring Statistics

| Category | Variance Between the Three Judges | | | | | | |
|-----------------------------|-----------------------------------|--|--|--|--|--|--|
| | Number of Entries | Number of scores with variance of ≥ 1.5 | Percentage of scores with variance of ≥ 1.5 | Number of scores with variance of ≥ 2.0 | Percentage of scores with variance of ≥ 2.0 | Number of scores with variance of ≥ 3.0 | Percentage of scores with variance of ≥ 3.0 |
| Category 1: | 25 | 8 | 32.0% | 3 | 12.0% | 0 | 0.0% |
| Category 2: | 28 | 11 | 39.3% | 7 | 25.0% | 0 | 0.0% |
| Category 3: | 35 | 13 | 37.1% | 5 | 14.3% | 0 | 0.0% |
| Totals for all 3 categories | 88 | 32 | 36.4% | 15 | 17.0% | 0 | 0.0% |

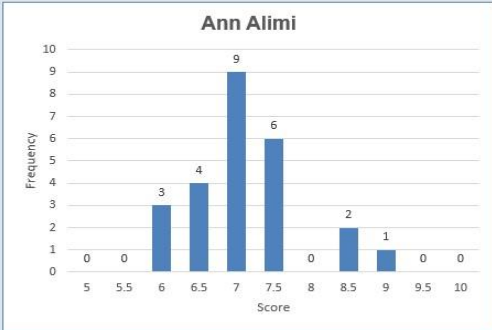
Judges' Scoring Statistics

Category 1:

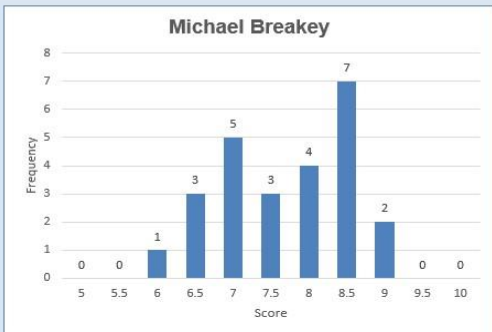
| Score | Frequency |
|-------|-----------|
| 5 | 0 |
| 5.5 | 0 |
| 6 | 0 |
| 6.5 | 2 |
| 7 | 13 |
| 7.5 | 7 |
| 8 | 2 |
| 8.5 | 1 |
| 9 | 0 |
| 9.5 | 0 |
| 10 | 0 |



| Score | Frequency |
|-------|-----------|
| 5 | 0 |
| 5.5 | 0 |
| 6 | 3 |
| 6.5 | 4 |
| 7 | 9 |
| 7.5 | 6 |
| 8 | 0 |
| 8.5 | 2 |
| 9 | 1 |
| 9.5 | 0 |
| 10 | 0 |

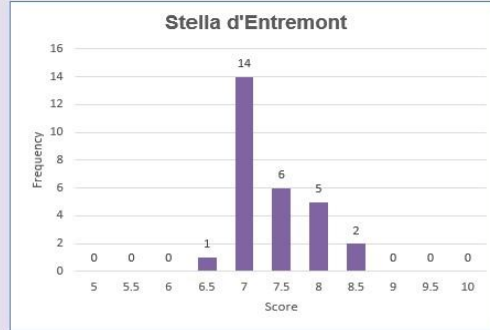


| Score | Frequency |
|-------|-----------|
| 5 | 0 |
| 5.5 | 0 |
| 6 | 1 |
| 6.5 | 3 |
| 7 | 5 |
| 7.5 | 3 |
| 8 | 4 |
| 8.5 | 7 |
| 9 | 2 |
| 9.5 | 0 |
| 10 | 0 |

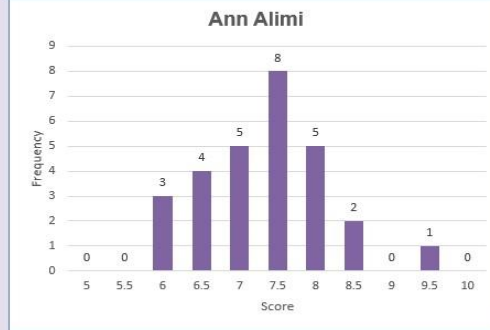


Category 2:

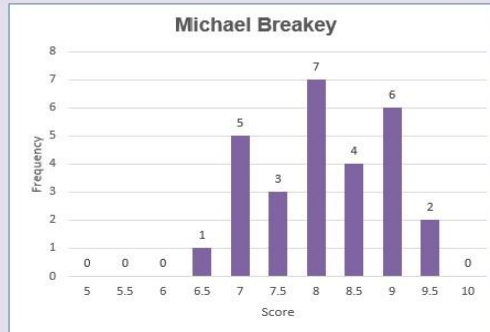
| Score | Frequency |
|-------|-----------|
| 5 | 0 |
| 5.5 | 0 |
| 6 | 0 |
| 6.5 | 1 |
| 7 | 14 |
| 7.5 | 6 |
| 8 | 5 |
| 8.5 | 2 |
| 9 | 0 |
| 9.5 | 0 |
| 10 | 0 |



| Score | Frequency |
|-------|-----------|
| 5 | 0 |
| 5.5 | 0 |
| 6 | 3 |
| 6.5 | 4 |
| 7 | 5 |
| 7.5 | 8 |
| 8 | 5 |
| 8.5 | 2 |
| 9 | 0 |
| 9.5 | 1 |
| 10 | 0 |

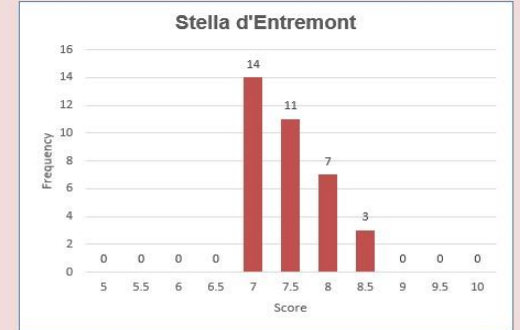


| Score | Frequency |
|-------|-----------|
| 5 | 0 |
| 5.5 | 0 |
| 6 | 0 |
| 6.5 | 1 |
| 7 | 5 |
| 7.5 | 3 |
| 8 | 7 |
| 8.5 | 4 |
| 9 | 6 |
| 9.5 | 2 |
| 10 | 0 |

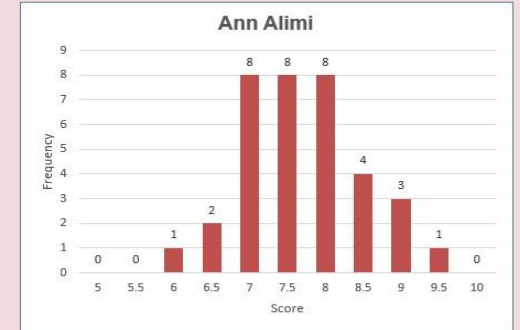


Category 3:

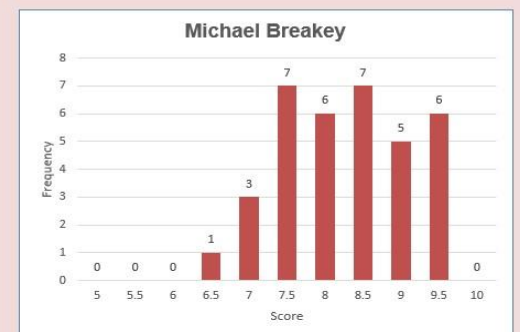
| Score | Frequency |
|-------|-----------|
| 5 | 0 |
| 5.5 | 0 |
| 6 | 0 |
| 6.5 | 0 |
| 7 | 14 |
| 7.5 | 11 |
| 8 | 7 |
| 8.5 | 3 |
| 9 | 0 |
| 9.5 | 0 |
| 10 | 0 |







| Score | Frequency |
|-------|-----------|
| 5 | 0 |
| 5.5 | 0 |
| 6 | 1 |
| 6.5 | 2 |
| 7 | 8 |
| 7.5 | 8 |
| 8 | 8 |
| 8.5 | 4 |
| 9 | 3 |
| 9.5 | 1 |
| 10 | 0 |







| Score | Frequency |
|-------|-----------|
| 5 | 0 |
| 5.5 | 0 |
| 6 | 0 |
| 6.5 | 1 |
| 7 | 3 |
| 7.5 | 7 |
| 8 | 6 |
| 8.5 | 7 |
| 9 | 5 |
| 9.5 | 6 |
| 10 | 0 |









Time for the Show!



**Ladies and
Gentlemen:**



**The
Creative/Altered
Reality Competition
Images!**