

THANKS GOES TO:

*Software Design &
Support: Catalin Sandu*

*Technical Support: Mike
Fellhauer*

*Award Certificates/Thank
You Cards: Dror Orbach*

*Website for Competition
and posting results:
David Hillock & Matt Frepp*

Coffee/Tea – Volunteers

*Chair/Submissions/Scoring
& Presentation: Gareth
Jones*

Creative/Altered Reality Competition № 3

All: 32 Makers - 85 Images

Beginners: 13 Makers - 35 Images


Advanced: 10 Makers - 27 Images

Masters: 9 Makers - 23 Images

2023-2024 - 27 Makers - 66 Images

2022-2023 - 24 Makers - 67 Images

2021-2022 - 29 Makers - 75 Images



Introducing the Judges:

Rose Norman – Hamilton Camera Club

Bill Hall – Grand River Imaging & Photographic Society

Jonathan Ward – Toronto Digital Photography Club

- **Competition Rules – Definitions**
- **All components of an image must have been captured with a camera (film or digital, including mobile phone cameras) by the entrant.**
 - **An image or any component of an image, whether digital or otherwise, may not have originated otherwise; for example, a digital file acquired by use of a scanner, a digital file created solely by way of software or a downloaded digital file cannot be used as a component of an image.**
 - **Similarly, graphic elements that are generated solely by software (e.g. words or letters, symbols, shapes etc.) cannot be used as a component of an image except where specifically required or allowed (e.g. title images in a series) or in audio-visual presentations and creative images so long as such graphic elements are incidental (e.g. titles).**
 - **Backgrounds, to be used in competitions that allow composite images, are allowed so long as they have been captured with a camera by the entrant and the entrant owns the copyright over such images.**
 - **Borders are permissible.**



Awards' rules:

- Minimum award threshold = 9.5%; Maximum threshold = 22%
- One Top & one Runner Up award – within the maximum award threshold;
- Honourable Mention awards presented to the other images scoring in the top 3 score levels – within the maximum award threshold;
- Additional Honourable Mention awards presented until the minimum award level threshold is reached, if the previous step did not result in reaching this minimum.



Judges' Scoring Statistics

Judges' Scoring Statistics

Category		Judges						Average Total Score	Average Score (all Judges)	% Scores ≥9 (all Judges)	% Scores ≤5.5 (all Judges)
		J1 #1	J2 #2		J3 #3						
		Rose Norman	Bill Hall		Jonathan Ward						
Category 1:Beginners											
	Total Points:	272.5		251.0		264.0		262.5	7.5		
	Average Score	7.8		7.2		7.5					
	Percent of Average	104%		96%		101%					
Score to place – 25	Scores 9 or more	2	6%	2	6%	3	9%			7%	
	Scores 5.5 or less	0	0%	1	3%	0	0%				1%
Category 2: Advanced											
	Total Points:	208.5		197.0		209.5		205.0	7.6		
	Average Score	7.7		7.3		7.8					
	Percent of Average	102%		96%		102%					
Score to place – 25.5	Scores 9 or more	3	11%	1	4%	4	15%			10%	
	Scores 5.5 or less	0	0%	0	0%	0	0%				0%
Category 3: Masters											
	Total Points:	186		180.5		198		188.2	8.2		
	Average Score	8.1		7.8		8.6					
	Percent of Average	99%		96%		105%					
Score to place – 27	Scores 9 or more	3	13%	3	13%	10	43%			23%	
	Scores 5.5 or less	0	0%	0	0%	0	0%				0%
Competition Totals											
	Total Scoring:	667.0		628.5		671.5		655.7			
	% compared to overall average	102%		96%		102%				12%	0%
	Percentage Spread between Low and High Judge	6.6%									
	Number points off High Judge	4.5		43.0		0.0					
	Total Number Scores 9 or more	8	9%	6	7%	17	20%				
	Total Number Scores 5.5 or less	0	0%	1	1%	0	0%				
	Total Number of images under 6 and 9 or more	8	9%	7	8%	17	20%				

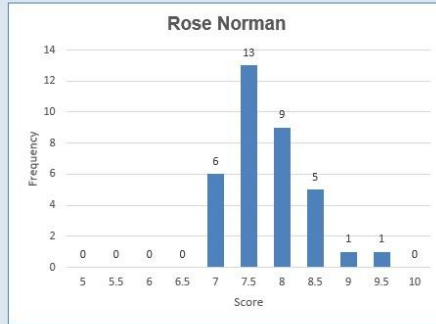
Judges' Scoring Statistics

Category	Variance Between the Three Judges						
	Number of Entries	Number of scores with variance of ≥ 1.5	Percentage of scores with variance of ≥ 1.5	Number of scores with variance of ≥ 2.0	Percentage of scores with variance of ≥ 2	Number of scores with variance of ≥ 3.0	Percentage of scores with variance of ≥ 3
Category 1:Beginners	35	13	37.1%	7	20.0%	0	0.0%
Category 2: Advanced	27	6	22.2%	3	11.1%	1	3.7%
Category 3: Masters	23	13	56.5%	4	17.4%	1	4.3%
Category 4:	0	0	#DIV/0!	0	#DIV/0!	0	#DIV/0!
Totals for all categories	85	32	37.6%	14	16.5%	2	2.4%

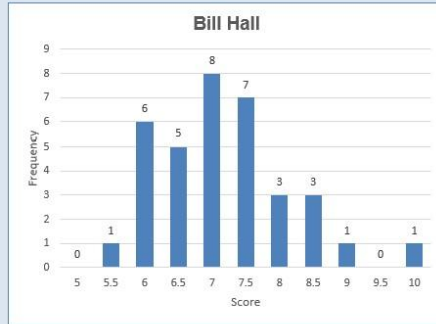
Judges' Scoring Statistics

Category 1: Beginners

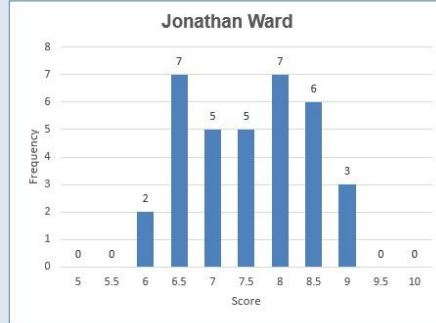
Score	Frequency
5	0
5.5	0
6	0
6.5	0
7	6
7.5	13
8	9
8.5	5
9	1
9.5	1
10	0



Score	Frequency
5	0
5.5	1
6	6
6.5	5
7	8
7.5	7
8	3
8.5	3
9	1
9.5	0
10	1

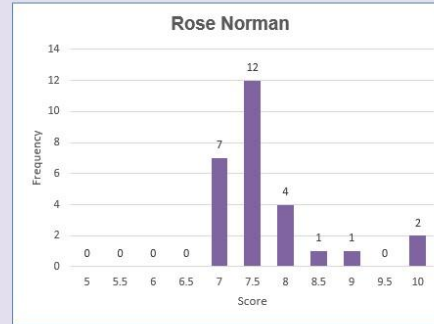


Score	Frequency
5	0
5.5	0
6	2
6.5	7
7	5
7.5	5
8	7
8.5	6
9	3
9.5	0
10	0

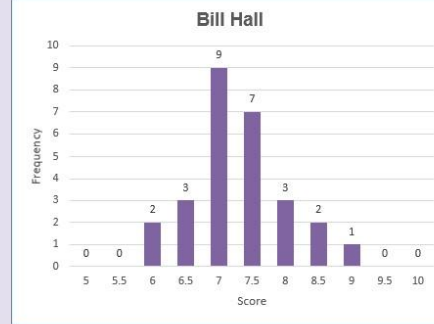


Category 2: Advanced

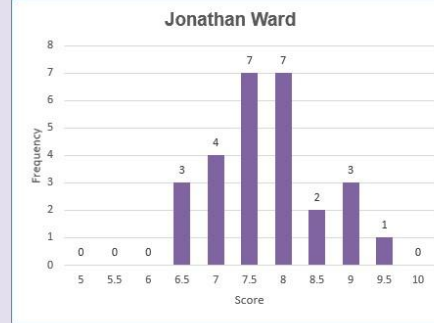
Score	Frequency
5	0
5.5	0
6	0
6.5	0
7	7
7.5	12
8	4
8.5	1
9	1
9.5	0
10	2



Score	Frequency
5	0
5.5	0
6	2
6.5	3
7	9
7.5	7
8	3
8.5	2
9	1
9.5	0
10	0

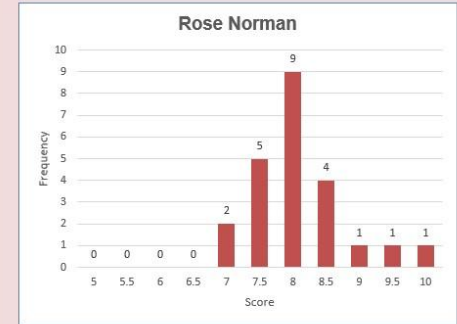


Score	Frequency
5	0
5.5	0
6	0
6.5	3
7	4
7.5	7
8	7
8.5	2
9	3
9.5	1
10	0

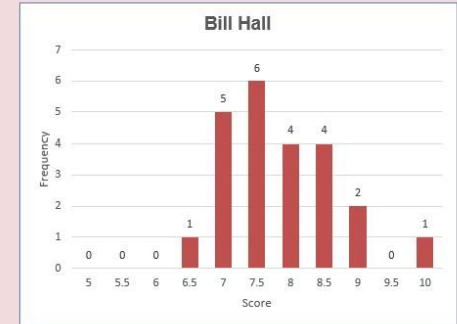


Category 3: Masters

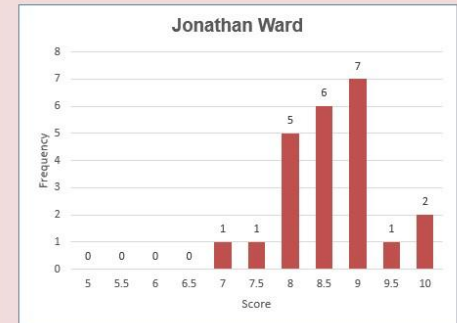
Score	Frequency
5	0
5.5	0
6	0
6.5	0
7	2
7.5	5
8	9
8.5	4
9	1
9.5	1
10	1



Score	Frequency
5	0
5.5	0
6	0
6.5	1
7	5
7.5	6
8	4
8.5	4
9	2
9.5	0
10	1



Score	Frequency
5	0
5.5	0
6	0
6.5	0
7	1
7.5	1
8	5
8.5	6
9	7
9.5	1
10	2





-
- Time for the Show!
 - Ladies and Gentlemen:
 - The Creative/Altered Reality Competition Images!

