



PICTORIAL IMAGES

COMPETITION-1, 2024-25

Results Presentation October 7, 2024

VOLUNTEERS

Judges

- Marion Buccella– London Camera Club
- Toni Wallachy – no club affiliation (formerly TCC)
- Bob Hawkins – Mississauga Camera Club

TCC Volunteers

- David Hillock – website
- Catalin Sandu – judging platform
- Mike Fellhauer – projection, Zoom recording, posting
- Gareth Jones – results presentation (by special invitation)
- Dror Orbach – honorariums and certificates
- Tony Courtright & Rob Jemmett – judges liaison, vetting, preparation of results
- Refreshments – well appreciated volunteers

COMPETITION RULES REMINDER



General rule applicable to all Monthly Club competitions:

- The (substantially) same image may be entered into *only one Monthly* competition *per Club year* – does not apply to images within Audio Visual competitions or series of images within Assigned Topics
- The (substantially) same image entered into a specific *Monthly* category (e.g., Pictorial) competition may never again be entered into that *same Monthly category competition*, regardless of *Club year*

Specific rule for Pictorial Monthly Competitions:

- Subject matter *may not consist of non-domesticated animals* (e.g., birds, insects, fish, reptiles, amphibians, wildlife in the zoo or in the wild); and image must be *photo-realistic*

PARTICIPATION

		Beginners	Advanced	Masters	<i>Pictorial 1 Total</i>	<i>2023-24 Average</i>
Images		59	95	61	215	201
Makers		22	34	21	77	72

DISTRIBUTION OF SCORES BY JUDGE

Category	Judges						Average Total Score	Average Score (all Judges)	% Scores ≥9 (all Judges)	% Scores ≤5.5 (all Judges)
	J1 #		J2 #		J3 #					
	Marion Buccella		Toni Wallachy		Bob Hawkins					
Category 1: Beginners										
Total Points:	413.0		419.5		429.0		420.5			
Average Score	7.0		7.1		7.3			7.1		
Percent of Average	98%		100%		102%					
Scores 9 or more	0	0%	1	2%	0	0%			1%	
Scores 5.5 or less	3	5%	0	0%	2	3%				3%
Category 2: Advanced										
Total Points:	696.5		676.5		709.0		694.0			
Average Score	7.3		7.1		7.5			7.3		
Percent of Average	100%		97%		102%					
Scores 9 or more	1	1%	2	2%	2	2%			2%	
Scores 5.5 or less	0	0%	2	2%	0	0%				1%
Category 3: Masters										
Total Points:	467.5		443		469		459.8			
Average Score	7.7		7.3		7.7			7.5		
Percent of Average	102%		96%		102%					
Scores 9 or more	6	10%	3	5%	1	2%			5%	
Scores 5.5 or less	0	0%	1	2%	0	0%				1%
Competition Totals										
Total Scoring:	1577.0		1539.0		1607.0		1574.3			
% compared to overall average	100%		98%		102%				2%	1%
Percentage Spread between Low and High Judge	4.3%									
Number points off High Judge	30.0		68.0		0.0					
Total Number Scores 9 or more	7	3%	6	3%	3	1%				
Total Number Scores 5.5 or less	3	1%	3	1%	2	1%				
Total Number of images under 6 and 9 or more	10	5%	9	4%	5	2%				


SCORE VARIANCE BETWEEN JUDGES

Category	Variance Between the Three Judges						
	Number of Entries	Number of scores with variance of ≥ 1.5	Percentage of scores with variance of ≥ 1.5	Number of scores with variance of ≥ 2.0	Percentage of scores with variance of ≥ 2	Number of scores with variance of ≥ 3.0	Percentage of scores with variance of ≥ 3
Category 1:Beginners	59	9	15.3%	2	3.4%	0	0.0%
Category 2: Advanced	95	13	13.7%	3	3.2%	0	0.0%
Category 3: Masters	61	12	19.7%	3	4.9%	0	0.0%
Totals for all categories	215	34	15.8%	8	3.7%	0	0.0%

DUE DATE REMINDERS

- **November 11th** – Submission Due Date for Pictorial-2 Competition
- **February 17th** – Submission Due Date for Pictorial-3 Competition
 - **BLACK and WHITE** image submissions only

LET'S SEE THE IMAGES





BEGINNERS DIVISION

BEGINNERS AWARD WINNERS

- SIX AWARD WINNERS = 10.2% overall (minimum integer)
- Top four scoring levels and part of fifth scoring level
- Tie-breaker between six images (23.0 pts) to pick last HM
- 23.0 pts threshold to win an award



ADVANCED DIVISION

ADVANCED AWARD WINNERS

- NINE AWARD WINNERS = 9.5% overall (minimum integer)
- Top five scoring levels plus part of sixth scoring level
- Tie-breaker between two images (23.5 pts) to pick last HM
- 23.5 pts threshold to win an award



MASTERS DIVISION

MASTERS AWARD WINNERS

- EIGHT AWARD WINNERS = 13.1% overall
- Top three scoring levels only (minimum # of levels)
- 25.5 pts threshold to win an award

BEST IN SHOW CANDIDATES

Cape Cod Coast Guard Station

Mike Afarian



Forest Finds

Carlier Morejon

Gradient Glass Refraction

Rob Jemmett



SELECT COMMENTS BY BEGINNER AWARD WINNERS

- Mike Afarian
 - “Cape Cod Coast Guard Station” – Top
- Raju Alexis
 - “Sunset at Parry Sound” – RU
 - “Pier at Sunset” – HM

SELECT BEGINNERS MAKER'S COMMENTS



TOP - Cape Cod Coast Guard Station

Mike Afarian

SELECT BEGINNERS MAKER'S COMMENTS



RU - Sunset at Parry Sound

Raju Alexis



HM - Pier at Sunset

Raju Alexis

SELECT COMMENTS BY ADVANCED AWARD WINNERS


- Carlier Morejon
 - “Forest Finds” – TOP
 - “Gates to Heaven” – HM

- Pat Antliff
 - “Ancient Camel Thorns – Dead Vlei” – RU
 - “Entering Lemaire Channel Antarctica” – HM

SELECT ADVANCED MAKER'S COMMENTS



TOP – Forest Finds
Carlier Morejon



HM – Gates to Heaven
Carlier Morejon

SELECT ADVANCED MAKER'S COMMENTS



RU – Ancient Camel Thrones – Dead Vlei

Pat Antliff



HM – Entering Lemaire Channel Antarctica

Pat Antliff

SELECT COMMENTS BY MASTERS AWARD WINNERS

- Jim Orgill
 - “Fun on the Beach” – RU
 - “She Accepted the Rose” – HM
- James Cuthbert
 - “Madison” – HM
 - “Sarah” – HM

SELECT MASTERS MAKER'S COMMENTS



RU – Fun on the Beach

Jim Orgill



HM – She Accepted the Rose

Jim Orgill

SELECT MASTERS MAKER'S COMMENTS



HM – Sarah

James Cuthbert



HM – Madison

James Cuthbert