


*Welcome to the
Results*

*Toronto Camera
Club*



*Competition №
1*

*Creative/Altered
Reality*



THANKS: GOES TO:

*Software Design &
Support: Catalin Sandu*

*Technical Support: Mike
Fellhauer*

*Award Certificates/Thank
You Cards: Dror Orbach*

*Website for Competition
and posting results:
David Hillock & Matt Frepp*

Coffee/Tea – Volunteers

*Chair/Submissions/Scoring
& Presentation: Gareth
Jones*

Creative/Altered Reality Competition № 1

All: 40 Makers - 102 Images

Beginners: 12 Makers - 30 Images

Advanced: 16 Makers - 39 Images

Masters: 12 Makers - 33 Images

2024-2025 - 32 Makers - 95 Images

2023-2024 - 27 Makers - 66 Images

2022-2023 - 24 Makers - 67 Images

2021-2022 - 29 Makers - 75 Images



Introducing the Judges:

Richard Robesco – Unaffiliated at this time

Beatrice Van Winden – CAPA Photography

**Joy Ruffeski – Langley Camera Club & the
Abbotsford Photo Arts Club**

- **Competition Rules – Definitions**
- **All components of an image must have been captured with a camera (film or digital, including mobile phone cameras) by the entrant.**
 - **An image or any component of an image, whether digital or otherwise, may not have originated otherwise; for example, a digital file acquired by use of a scanner, a digital file created solely by way of software or a downloaded digital file cannot be used as a component of an image.**
 - **Similarly, graphic elements that are generated solely by software (e.g. words or letters, symbols, shapes etc.) cannot be used as a component of an image except where specifically required or allowed (e.g. title images in a series) or in audio-visual presentations and creative images so long as such graphic elements are incidental (e.g. titles).**
 - **Backgrounds, to be used in competitions that allow composite images, are allowed so long as they have been captured with a camera by the entrant and the entrant owns the copyright over such images.**
 - **Borders are permissible.**





Awards' rules:

- **Minimum award threshold = 9.5%; Maximum threshold = 22%**
- **One Top & one Runner Up award – within the maximum award threshold;**
- **Honourable Mention awards presented to the other images scoring in the top 3 score levels – within the maximum award threshold;**
- **Additional Honourable Mention awards presented until the minimum award level threshold is reached, if the previous step did not result in reaching this minimum.**



No Silence

*Judges'
Scoring
Statistics*

New from G-Jo

Judges' Scoring Statistics

Category		Judges						Average Total Score	Average Score (all Judges)	% Scores ≥9 (all Judges)	% Scores ≤5.5 (all Judges)
		J1 #1	J2 #2		J3 #3						
		Richard Robesco	Beatrice Van Winden		Joy Ruffeski						
Category 1:Beginners											
	Total Points:	235.5	219.5		223.0		226.0				
	Average Score	7.9	7.3		7.4			7.5			
	Percent of Average	104%	97%		99%						
Score to place – 24.5	Scores 9 or more	4	13%	3	10%	1	3%			9%	
	Scores 5.5 or less	0	0%	0	0%	0	0%				0%
Category 2: Advanced											
	Total Points:	316.5	277.5		284.5		292.8				
	Average Score	8.1	7.1		7.3			7.5			
	Percent of Average	108%	95%		97%						
Score to place – 24.5	Scores 9 or more	8	21%	3	8%	2	5%			11%	
	Scores 5.5 or less	0	0%	0	0%	0	0%				0%
Category 3: Masters											
	Total Points:	253.5	245		244.5		247.7				
	Average Score	7.7	7.4		7.4			7.5			
Score to place – 25	Percent of Average	102%	99%		99%						
	Scores 9 or more	2	6%	4	12%	2	6%			8%	
	Scores 5.5 or less	0	0%	0	0%	0	0%				0%
Competition Totals											
	Total Scoring:	805.5	742.0		752.0		766.5				
	% compared to overall average	105%	97%		98%					9%	0%
	Percentage Spread between Low and High Judge	8.3%									
	Number points off High Judge	0.0	63.5		53.5						
	Total Number Scores 9 or more	#	14%	10	10%	5	5%				
	Total Number Scores 5.5 or less	0	0%	0	0%	0	0%				
	Total Number of images under 6 and 9 or more	#	14%	10	10%	5	5%				

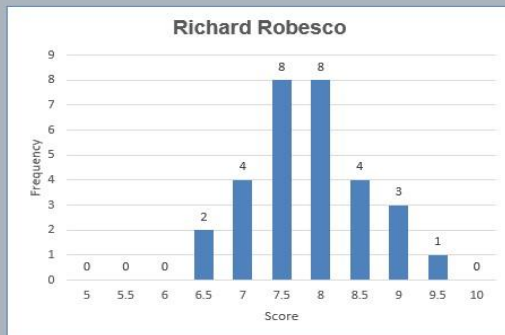
Judges' Scoring Statistics

Category	Variance Between the Three Judges						
	Number of Entries	Number of scores with variance of ≥1.5	Percentage of scores with variance of ≥1.5	Number of scores with variance of ≥2.0	Percentage of scores with variance of ≥2	Number of scores with variance of ≥3.0	Percentage of scores with variance of ≥3
Category 1:Beginners	30	14	46.7%	8	26.7%	0	0.0%
Category 2: Advanced	39	26	66.7%	16	41.0%	0	0.0%
Category 3: Masters	33	13	39.4%	5	15.2%	1	3.0%
Category 4:	0	0	#DIV/0!	0	#DIV/0!	0	#DIV/0!
Totals for all categories	102	53	52.0%	29	28.4%	1	1.0%

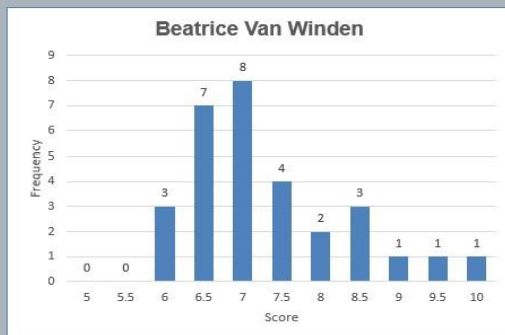
Judges' Scoring Statistics

Category 1: Beginners

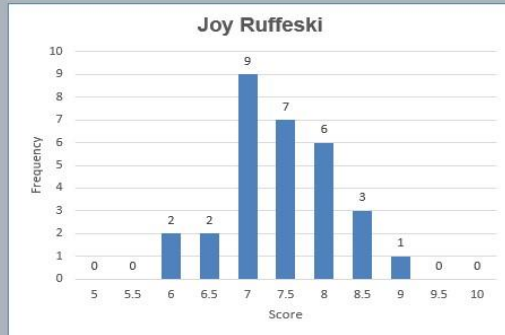
Score	Frequency
5	0
5.5	0
6	0
6.5	2
7	4
7.5	8
8	8
8.5	4
9	3
9.5	1
10	0



Score	Frequency
5	0
5.5	0
6	3
6.5	7
7	8
7.5	4
8	2
8.5	3
9	1
9.5	1
10	1

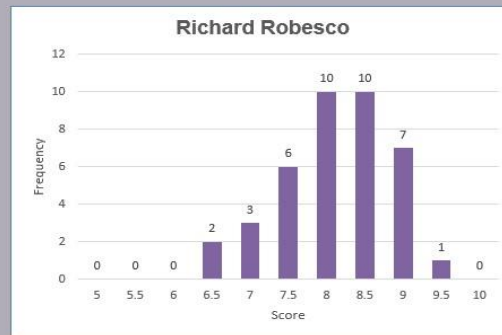


Score	Frequency
5	0
5.5	0
6	2
6.5	2
7	9
7.5	7
8	6
8.5	3
9	1
9.5	0
10	0

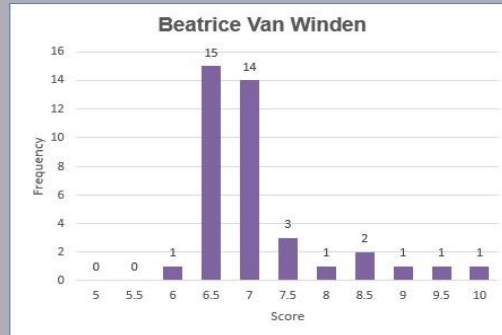


Category 2: Advanced

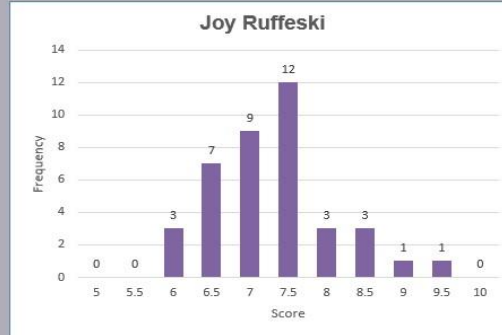
Score	Frequency
5	0
5.5	0
6	0
6.5	2
7	3
7.5	6
8	10
8.5	10
9	7
9.5	1
10	0



Score	Frequency
5	0
5.5	0
6	1
6.5	15
7	14
7.5	3
8	1
8.5	2
9	1
9.5	1
10	1

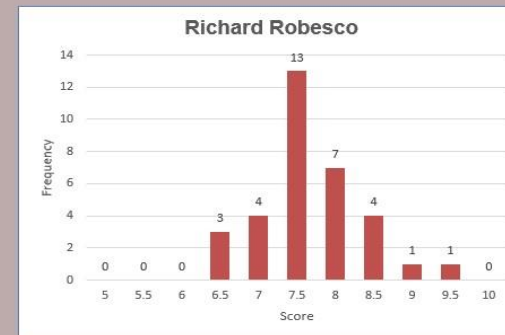


Score	Frequency
5	0
5.5	0
6	3
6.5	7
7	9
7.5	12
8	3
8.5	3
9	1
9.5	1
10	0

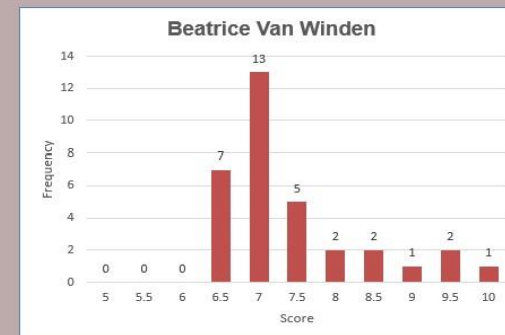


Category 3: Masters

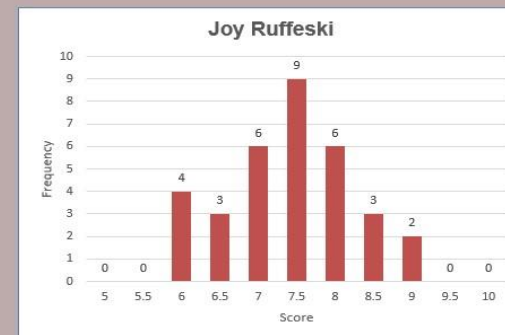
Score	Frequency
5	0
5.5	0
6	0
6.5	3
7	4
7.5	13
8	7
8.5	4
9	1
9.5	1
10	0



Score	Frequency
5	0
5.5	0
6	0
6.5	7
7	13
7.5	5
8	2
8.5	2
9	1
9.5	2
10	1



Score	Frequency
5	0
5.5	0
6	4
6.5	3
7	6
7.5	9
8	6
8.5	3
9	2
9.5	0
10	0





-
- Time for the Show!
 - Ladies and Gentlemen:
 - The Creative/Altered Reality Competition Images!

