




***Toronto Camera Club***



***Creative/Altered Reality***



***Competition № 3***



***Welcome to the Results***



***Toronto Camera Club***



***Creative/Altered Reality***



***Competition № 3***



***Welcome to the Results***



***Toronto Camera Club***



***Creative/Altered Reality***



***Competition № 3***



***Welcome to the Results***

# ***THANKS GOES TO:***

*Software Design &  
Support: Catalin Sandu*

*Technical Support: Mike  
Fellhauer*

*Award Certificates/Thank  
You Cards: Dror Orbach*

*Website for Competition  
and posting results:  
David Hillock & Matt Frepp*

*Coffee/Tea – Volunteers*

*Chair/Submissions/Scoring  
& Presentation: Gareth  
Jones*



***Creative/Altered Reality  
Competition № 3  
All: 38 Makers - 94 Images***


***Beginners: 13 Makers - 26 Images***

***Advanced: 10 Makers - 24 Images***

***Masters: 15 Makers - 44 Images***

***2025-2026 #1 - 40 Makers - 102 Images***

***2025-2026 #2 - 38 Makers - 101 Images***



## **Introducing the Judges:**

*Barb Redford* – formally of the Halton Hill Camera Club

*Stella d'Entremont* – Focus Camera Club in Moncton

*Lance Gitter* – Richmond Hill Camera Club and the Toronto Digital Photo Club

- **Competition Rules/Definitions – Check the Website!**
  - All components of an image must have been captured with a camera (film or digital, including mobile phone cameras) by the entrant.
  - An image or any component of an image, whether digital or otherwise, may not have originated otherwise; for example, a digital file acquired by use of a scanner, a digital file created solely by way of software or a downloaded digital file cannot be used as a component of an image.
  - Similarly, graphic elements that are generated solely by software (e.g. words or letters, symbols, shapes etc.) cannot be used as a component of an image except where specifically required or allowed (e.g. title images in a series) or in audio-visual presentations and creative images so long as such graphic elements are incidental (e.g. titles).
  - Backgrounds, to be used in competitions that allow composite images, are allowed so long as they have been captured with a camera by the entrant and the entrant owns the copyright over such images.
  - Borders are permissible.





# Awards' rules:

- **Minimum award threshold = 9.5%;  
Maximum threshold = 22%**
- **One Top & one Runner Up award –  
within the maximum award threshold;**
- **Honourable Mention awards  
presented to the other images scoring  
in the top 3 score levels – within the  
maximum award threshold;**
- **Additional Honourable Mention  
awards presented until the minimum  
award level threshold is reached, if  
the previous step did not result in  
reaching this minimum.**



# *Judges' Scoring Statistics*

# Judges' Scoring Statistics

Category		Judges						Average Total Score	Average Score (all Judges)	% Scores ≥9 (all Judges)	% Scores ≤5.5 (all Judges)
		J1 #1		J2 #2		J3 #3					
		Stella d'Entremont		Barb Redford		Lance Gitter					
<b>Category 1: Beginners</b>											
	<b>Total Points:</b>	184.0		204.5		202.5		197.0			
	<b>Average Score</b>	7.1		7.9		7.8			7.6		
<b>Score to place – 25</b>	<b>Percent of Average</b>	93%		104%		103%					
	Scores 9 or more	0	0%	3	12%	1	4%			5%	
	Scores 5.5 or less	0	0%	0	0%	0	0%			0%	
<b>Category 2: Advanced</b>											
	<b>Total Points:</b>	179.0		179.0		196.0		184.7			
	<b>Average Score</b>	7.5		7.5		8.2			7.7		
<b>Score to place – 25.5</b>	<b>Percent of Average</b>	97%		97%		106%					
	Scores 9 or more	1	4%	1	4%	5	21%			10%	
	Scores 5.5 or less	0	0%	0	0%	0	0%			0%	
<b>Category 3: Masters</b>											
	<b>Total Points:</b>	328.5		352.5		341		340.7			
	<b>Average Score</b>	7.5		8.0		7.8			7.7		
<b>Score to place – 24.5</b>	<b>Percent of Average</b>	96%		103%		100%					
	Scores 9 or more	2	5%	8	18%	2	5%			9%	
	Scores 5.5 or less	0	0%	0	0%	0	0%			0%	
<b>Competition Totals</b>											
	<b>Total Scoring:</b>	691.5		736.0		739.5		722.3			
	<b>% compared to overall average</b>	96%		102%		102%				8%	
	<b>Percentage Spread between Low and High Judge</b>	6.6%								0%	
	<b>Number points off High Judge</b>	48.0		3.5		0.0					
	<b>Total Number Scores 9 or more</b>	3	3%	12	13%	8	9%				
	<b>Total Number Scores 5.5 or less</b>	0	0%	0	0%	0	0%				
	<b>Total Number of images under 6 and 9 or more</b>	3	3%	12	13%	8	9%				

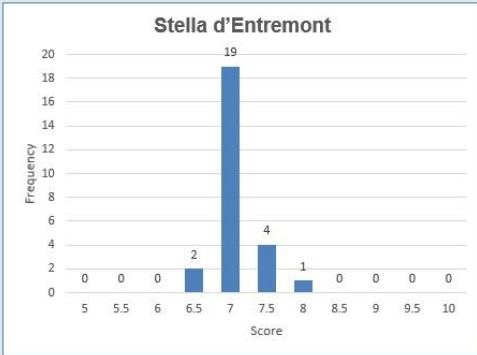
# Judges' Scoring Statistics

Category	Variance Between the Three Judges						
	Number of Entries	Number of scores with variance of $\geq 1.5$	Percentage of scores with variance of $\geq 1.5$	Number of scores with variance of $\geq 2.0$	Percentage of scores with variance of $\geq 2$	Number of scores with variance of $\geq 3.0$	Percentage of scores with variance of $\geq 3$
Category 1: Beginners	26	10	38.5%	5	19.2%	1	3.8%
Category 2: Advanced	24	7	29.2%	3	12.5%	0	0.0%
Category 3: Masters	44	18	40.9%	8	18.2%	1	2.3%
Category 4:	0	0	#DIV/0!	0	#DIV/0!	0	#DIV/0!
Totals for all categories	94	35	37.2%	16	17.0%	2	2.1%

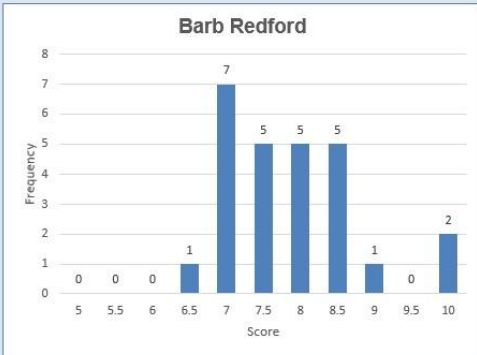
# Judges' Scoring Statistics

## Category 1: Beginners

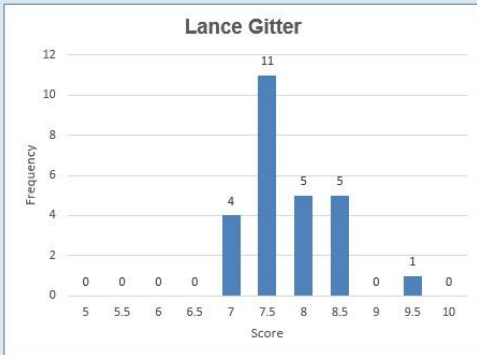
Score	Frequency
5	0
5.5	0
6	0
6.5	2
7	19
7.5	4
8	1
8.5	0
9	0
9.5	0
10	0



Score	Frequency
5	0
5.5	0
6	0
6.5	1
7	7
7.5	5
8	5
8.5	5
9	1
9.5	0
10	2

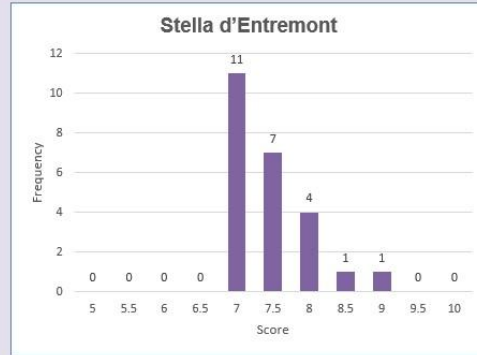


Score	Frequency
5	0
5.5	0
6	0
6.5	0
7	4
7.5	11
8	5
8.5	5
9	0
9.5	1
10	0

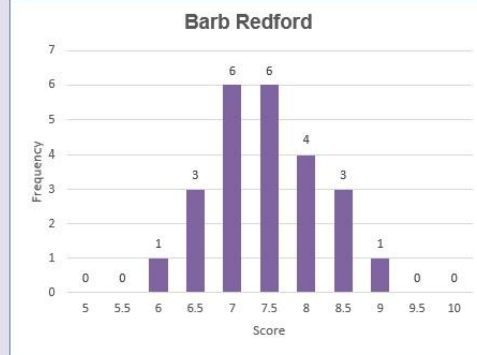


## Category 2: Advanced

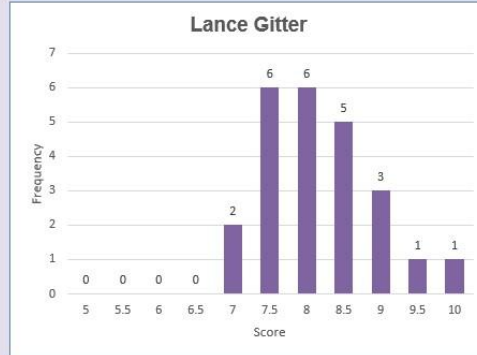
Score	Frequency
5	0
5.5	0
6	0
6.5	0
7	11
7.5	7
8	4
8.5	1
9	1
9.5	0
10	0



Score	Frequency
5	0
5.5	0
6	1
6.5	3
7	6
7.5	6
8	4
8.5	3
9	1
9.5	0
10	0

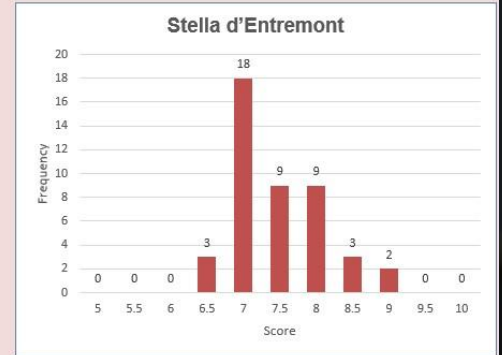


Score	Frequency
5	0
5.5	0
6	0
6.5	0
7	2
7.5	6
8	6
8.5	5
9	3
9.5	1
10	1

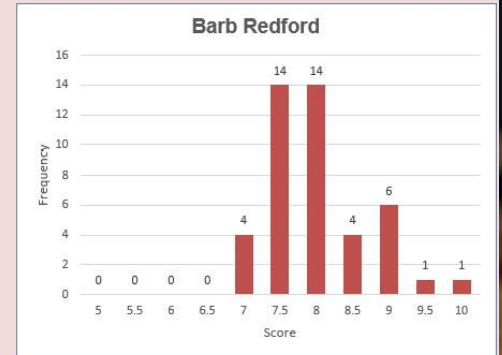


## Category 3: Masters

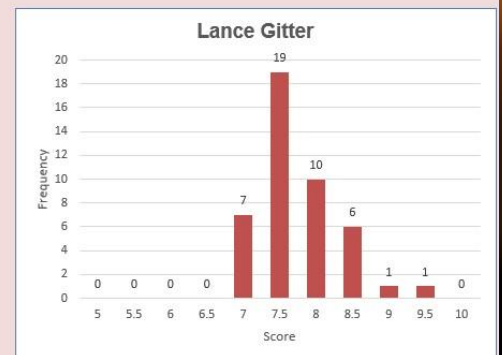
Score	Frequency
5	0
5.5	0
6	0
6.5	3
7	18
7.5	9
8	9
8.5	3
9	2
9.5	0
10	0



Score	Frequency
5	0
5.5	0
6	0
6.5	0
7	4
7.5	14
8	14
8.5	4
9	6
9.5	1
10	1



Score	Frequency
5	0
5.5	0
6	0
6.5	0
7	7
7.5	19
8	10
8.5	6
9	1
9.5	1
10	0



**Time for the Show!**

**Ladies and Gentlemen:**

**The Creative/Altered  
Reality Competition  
Images!**

