View this email in your browser

October 17, 2026

1. Powell Gallery
2. Image Evaluation 2
3. Talking Photography Lecture Series
4. Portrait Shoot Opportunity
5. Toronto International Salon of Photography
6. TCC Open House and Santa Photoshoot
7. Tips on Using Speedlite Flash
8. Used Gear
9. Vintage Exposure
10. Upcoming Events

TCC News

Join us on Monday evening to see the presentation of results for the **Pictorial Images competition #1.**Take some time while you are at the club to visit the exhibition in the Powell Gallery. Just a reminder that images for the **Nature Competition #1** are due before midnight on Tuesday.

Our next speaker for the **Talking Photography Lecture Series** on Thursday is Mitch Dobrowner who will share with us his journey exploring American landscapes and how he sees our amazing planet. This lecture will be on Zoom only. More information can be found below.

The **Toronto International Salon of Photography** is going into its 133 year! We are Increasingly proud on the fact that our competition is the oldest one of its kind in North America and the second-oldest in the World!
If you want to compete on the world stage, then our Salon offers the perfect opportunity. The last day for entering is coming up soon! More details below.

We would like to welcome our newest members:
Paul Reid
Felicity Somerset

Powell Gallery Show: Ordinary People

Powell Gallery | October 18 – October 26
Open to the public: October 18, 24, 25 from 1:00pm – 5:00pm.

Ordinary People: This solo exhibition by Fraser Shein brings together fifty years of photographs of people from all walks of life, captured in one-on-one encounters and on the street. Whether farmer, general, or royalty, his subjects reveal the everyday qualities that make us human. Trained as an engineer, with a PhD in human-computer interaction, Fraser has followed a path that opened unexpected doors in photography, creating opportunities he might otherwise never have encountered.



The collection features black-and-white photographs captured on 35mm film and in digital format.

Upcoming Powell Gallery Show: Unbound Nature

Powell Gallery | November 1–9
Open to the public: November 1, 8 from 1:00pm – 5:00pm.
True to its name, Unbound Nature offers freedom beyond strict club and CAPA rules, with an emphasis on artistic expression and visual impact.

A welcome reception on **November 1** will give exhibitors an opportunity to share their work with friends, family, and the public.

Submissions for this show are now closed.

Powell Gallery Call for Submissions: Creative

Expressions

Powell Gallery | November 15–23

❗ In the Schedule of Events table on the Powell Gallery homepage for Exhibit 4 Creative Imagery, click on Members Call for Submission for instructions on submitting and printing ❗

We invite up to eight club members to submit four to five creative photographic images that emphasize artistic expression and visual impact. Share work that reflects your imagination and personal vision through techniques such as intentional camera movement (ICM), multiple exposures, long exposures, multi-image compositions, or thoughtful digital manipulation. Your artistic intent and creative contribution should be evident in the final image. The exhibition will feature approximately 36 prints in total.
AI-generated imagery and single-click digital transformations are not eligible.



A welcome reception on November 15 will give exhibitors an opportunity to share their work with friends, family, and the public.
Bring your perspective. Share your creativity.
Hit us over the head with a wow!

Please indicate your interest by October 26.

Prints will be due no later than Nov. 9 as framing and hanging begins Nov. 10.

Please contact PowellGallery@TorontoCameraClub.com

Photo Credit: Zombie by Victoria Lidia Ligacs



Photo Credit: Up the Lighthouse by Malgorzata Reszka

Image Evaluation Round 2

Pictorial Images:

- **Entries due**: Sunday, October 25th at midnight
- **Evaluation date** : Wednesday, October 28th, from 7:30 - 9:30 PM ZOOM ONLY)
- **For All Zoom Sessions** please use weekly meeting zoom link

Entry Requirements:

- Maximum 3 images but please prioritize them from 1 to 3 as the total number evaluated is limited.
- Include Maker's name & Pictorial title
- Maximum dimensions: 1400 x 1050 pixels (under 1.5 MB)
- JPEG with sRGB colour space

Send To: Gareth.Jones@TorontoCameraClub.com the session's Moderator
These sessions are meant to provide members with feedback and constructive comments for their images in a friendly and noncompetitive setting.
A panel of 3 experienced members will provide the commentaries, and no marks will be given. Makers will also remain anonymous.
There will be opportunities for Q&A.
A maximum of 24 images will be reviewed during each session and please be aware that there may not be enough time to fit in all the entries.
For this reason, remember, please number your entries from 1 to 3, with 1 being the image that will be given priority for review followed by 2, then 3 if time allows.
Members may make subsequent adjustments to their images and enter them into the respective club competitions afterwards if they wish.
All members are welcome to attend whether they have submitted images or not.
It is a great learning experience for all!

Gareth Jones – sitting in for Christopher Siou,
Evaluation sessions coordinator

Lecture Series Program

October 22nd Mitch Dobrowner

Last Thursday we virtually hosted Beth Buelow a Michigan-based artist, coach, and educator. Her presentation was amazing and inspirational!

If you missed it, please watch out for the video recording, which will be made available shortly.



Next Thursday our guest speaker is an internationally acclaimed nature photographer **Mitch Dobrowner**.

Growing up on Long Island (Bethpage), NY – Mitch felt lost in his teens. Worried about his future direction in life, his father gave him an old Argus rangefinder to fool around with. Little did he realize what an important gesture that would turn out to be for him.

After doing some research and seeing the images of Minor White and Ansel Adams he quickly became addicted to photography.

Mitch will share with us his journey exploring American landscapes and how he sees our amazing planet.

We were attracted to have him as a speaker by the imagery he has produced, but it should be noted that his work has been recognized with 15 highly prestigious international photography awards.

Please note that this presentation will be a **Zoom only** presentation. Club members will be able to join the presentation by going to the Members section of our website, and then clicking on the Zoom Links menu item, or Zoom Links red button and then by clicking Talking Photography

Lecture Series tab. Non-members can purchase a ticket to this presentation for $15 CAD by clicking on the Talking Photography link on the Home page. The presentation will be recorded and the link to the recording will be available to our members via our website for two weeks.

Get Your Tickets Here!

We are looking forward to hosting Mitch virtually in our club!

See you all on Zoom on Thursday, October 22nd , 2026, 7:30 – 9:30 p.m.

Frank Eberdt & John Meadows
Co-Chairs, Talking Photography Lecture Series
LectureSeries@TorontoCameraClub.com

Portrait shoot Opportunity on Oct 25

There are 3 spots available for the Studio Lights Portrait shoot on October 25. Our model for the shoot is a your woman named Greer who we met during the Doors Open event. We've also hired a Make-up artist for this shoot as a test to see if this is something we want to add to these shoots. The workshop runs run 10:00am-3:00pm.

The cost for each photographer is $70, which covers the cost of the model and the make-up artist. If you are interested in joining us, please email Ira.Weiss@TorontoCameraClub.com.

Thanks
Ira

133rd TORONTO INTERNATIONAL SALON of PHOTOGRAPHY

Here is a just a friendly reminder – Be part of the tradition!



133rd TORONTO SALON

Be part of the Tradition ~ Since 1892

http://salon.torontocameraclub.com

Here is a just a friendly reminder – Be part of the tradition!

Enter and showcase your work on the international stage!

133rd International Salon Competition:

- **Nature**
- **Pictorial Color**
- **Pictorial Mono**
- **Photojournalism**
- **Still Life**
- **Pets and Domestic Animals**

Closing date is November 7, 2026!

For further information, please visit our Salon page

Please, read Entry Rules! If you have any question or concern, do not hesitate to contact: SalonChair@TorontoCameraClub.com

GOOD LUCK!

Enter Now!

TCC Open House and Santa Photos

This is an annual club fundraiser so spread the word with family and friends!

Tips on using Speedlite Flash

I have been asked if I could answer a number of questions regarding the use of Speedlite flash prior to my workshop on Dec 17. I doubt that I have time to write a comprehensive paper to address all the questions so I have decided to do a number of shorter articles, like this one, each addressing a specific topic, which I will distribute via upcoming newsletters
The first question I will address is “I want to use my Speedlite to shoot in places like old churches with bad lighting.” In answer I will try to talk about how to make good exposures in old churches while also addressing the etiquette and ethical issue of making photos in these situations.
I am going to make an assumption that other than shooting an event like a family wedding you are making photos of static subjects, possibly works of art (paintings, statues, stained glass windows etc) , specific architectural features or overall interior views.
The basic answer to how to use a flash in any of these situations is do not. Places of worship, synagogues, temples, mosques and churches are sacred places to their relevant communities. In general, while they often do allow photography, they ban the use of flash. There are multiple reasons for this. Flash produces high power light, including ultraviolet which can result in degradation to deligate paints, dyes and fabrics.
Secondly, if allowed the multiple high power light flashes going off at random throughout the church would be very disturbing to those visitors or regulars visiting the church for spiritual reasons.
It is important to remember that it is not our right to make photos in these places, we do so with the permission of the owners. If we do not respect their conditions they may simple ban all photography, which I have seen in some locations. We do not want to cause that.
Also important is that these are not locations well suited to the use of flash and it is feasible to make perfectly good photos using just available, ambient light, which I will address.
Speedlite flash are powerful tools for particular situations but they are small light sources with limited power output. This means that, without large diffusers or appropriate surface for bounce light, they provide harsh, high contrast light with deep shadows and they are not suitable for lighting up large volume spaces.
This does not mean you cannot make good photos inside ‘old, dark’ churches.
The first good rule is “find the light”. If you watch tourists, they enter a church and start shooting at anything they see. All churches have light sources, in the form of windows or artificial lights. Photography is about capturing light in all its variation, so first check out what light sources exist and what they light up.
I took the first photo below in the Chiese di San Michele Arcangelo, built in the 5th or 6th century it is one of the oldest paleo Christian churches in Italy. It qualifies as an old church,

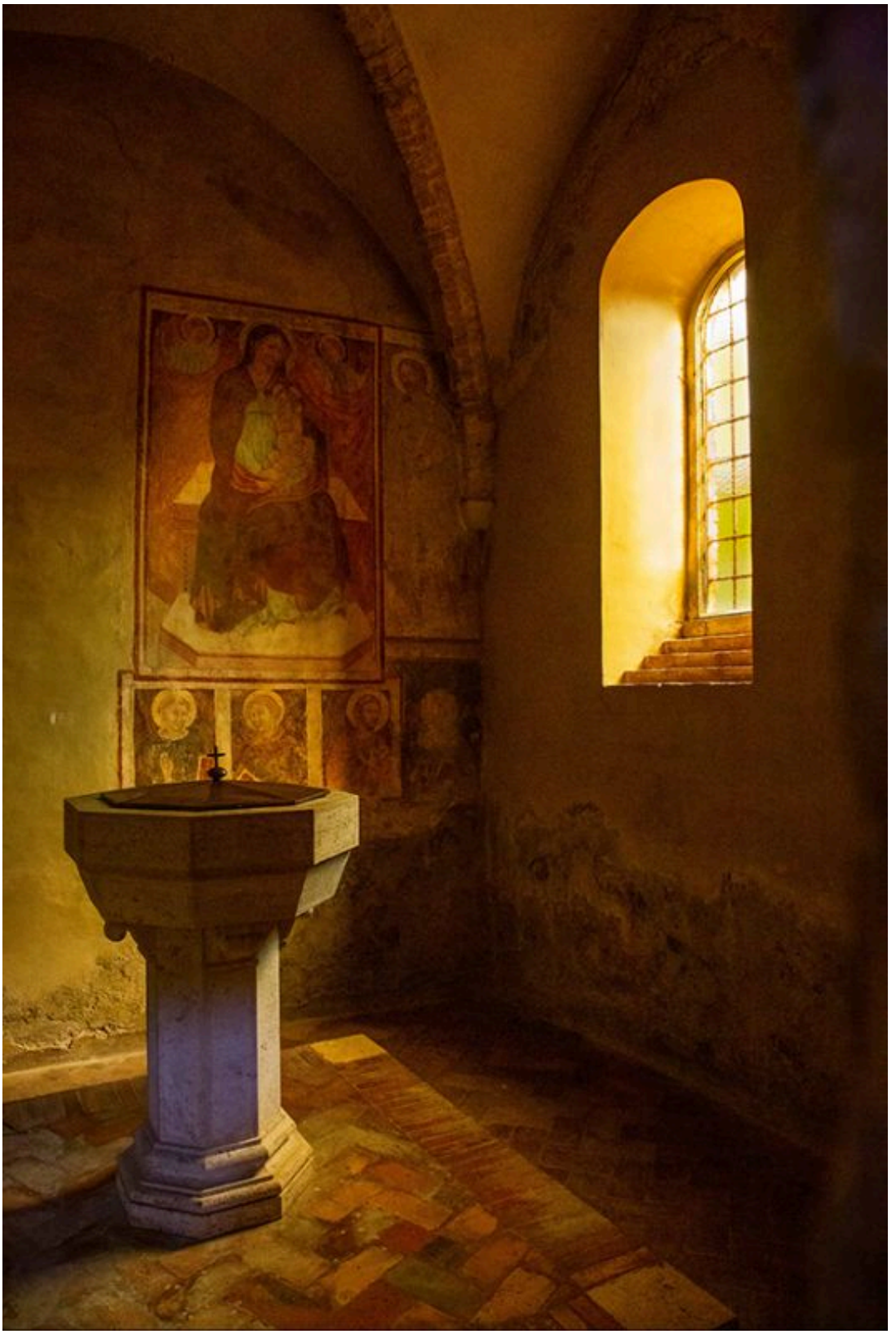

I looked for light and found this small baptistery lit by a small window. The photo was taken hand held at 1/125sec, F7 and ISO 6000. I applied a low level of noise reduction.

In darker locations you can use higher ISO values. I have two examples below. One in the entrance way of Grundvigs Kirk's in Copenhagen using ISO 13800, and one in the interior of Canterbury Cathedral using ISO 25,600

GrundvigsKirk



Canterbury

Note, the lighting in all of these photos is much more natural than what would be obtained using a flash.
For these latter two I applied a stronger noise reduction. I think these, while reasonable, do still have more noise than I would like. The good news is that I made these shots before I figured out a technique that allows me to shoot at very high value of ISO and produce a very low noise image providing a much cleaner final image. To demonstrate this I took a series of photos in low light that required using the highest ISO that my camera is capable of which is 32,000.
The next two images are of a toy truck, both shot at ISO 32,000. The first shows the truck after my low noise routine , the second shows the noise due to the high ISO. If you zoom into the images the difference is clear and quite dramatic. This technique can be used in any situation that you are shooting static objects or scenes.

In conclusion, the point of all this is you should not use a flash inside a place of worship unless you are given permission to do so. Secondly, flash is not really suitable for these environments and better shots are achievable using ambient light.
If you have questions please contact me at
WorkshopChair@TorontoCameraClub.com

Dermot O'Carroll
Workshop Chair

Used Gear

FEATURED FIND 12

I#1184

Nikon 6006

(SAME AS F-601)

35–105mm f/3.5–4.5
NIKKOR LENS KIT

CLASSIC FILM SLR. RELIABLE. GREAT COVERAGE.

Both the Nikon 6006 and the 35–105mm Nikkor lens are from the early 1990's, appearing just before the take-off in digital camera technology and sales.

Though a large SLR, it is quite light, but the Nikkor 35–105 lens, one of the last made mostly of metal, adds some weight to this kit.

Both are solid performers that offer good coverage and a weighted metering system that provides automatic balanced fill flash. The pop-up flash guide number (GN) is 13, so lots of power to spare for this lens coverage.

INCLUDED IN THIS KIT

- Nikon 6006 camera body (same as F-601)
- Nikkor 35–105mm f/3.5–4.5 lens
- Camera body cap
- Front lens cap

CLASSIC 35mm FILM SLR | RELATIVELY LIGHTWEIGHT BODY | NIKKOR 35–105mm f/3.5–4.5 LENS | WEIGHTED METERING SYSTEM | POP-UP FLASH (GN 13) | VERSATILE COVERAGE FOR MANY SITUATIONS

TCC MEMBER PRICE	PUBLIC PRICE
$60	$80

Available from the Toronto Camera Club Used Gear Program

Questions or inquiries: usedgear@torontocameraclub.com

Vintage Exposure

Curated by Alan Bell
HardcopyArchiveChair@TorontoCameraClub.com



The President's Corner

Focus 1940-02

Just as it is sure that there must be changes in most things, so with photography we must look to the future and decide what our photographic work is going to be. This does not prevent a typical style in our efforts. It is quite evident that those doing very much photo- graphic work do develop a style to which they adhere and when they have had sufficient vision to develop that type of photographic product which will please to-morrow's demand, they will have found themselves a great measure of success. So also with our Club, suggestions for improvement in equipment, and procedure have been welcome. It is gratifying to see suggestions coming in. All of these, of course, can not be adopted, but they form the nucleus for improvements to come. Such changes as will come must have one main object, namely, to raise the standard of work produced by our members. Your Club has been in existence for approximately one half the lifetime of photography. To our younger members may I say that you inherit a remarkable background.

W. V. WATSON

HENRY'S™
CANADA'S GREATEST CAMERA STORE

Upcoming Events

Click above to see the upcoming events.

Most meetings will be held as hybrid meetings - that is, in person at the Club and as well as on Zoom.
Please check the website before heading out to the club in case of last minute changes.

If you want to add articles to future newsletters please send them to News@TorontoCameraClub.com.

If you have any concerns about the club, please feel free to approach any board member either in person or through email (MOF@TorontoCameraClub.com). Written concerns can also be put into the secretary's mailslot.