View this email in your browser

October 31, 2026

1. President's Message
2. Powell Gallery
3. O3C Open Challenge Awards Show
4. Used Gear
5. Image Evaluation
6. Talking Photography Lecture Series
7. Toronto International Salon of Photography
8. Speedlite Flash: Member Question and Answer
9. Post Local Outing
10. Vintage Exposure
11. Upcoming Events

TCC News

Join us on Monday evening for the presentation of the results of the Creative/Altered Reality competition. Take some time to visit the new exhibit, *Unbound Nature*, in the Powell Gallery while you are at the club.

Just a reminder that images for the Assigned Topics Competition are due on Tuesday before midnight. The two topics for this competition are reflections and/or negative space. Each Club member may enter up to a total of four entries for each competition, not four entries per topic.

Our next speaker for the Talking Photography Lecture Series is B.D. Colen who will be talking about his approach and philosophy distilled into his images.

Have you entered the Toronto International Salon yet? The final date for entering is approaching soon! Please support our club! More information can be found below.

We would like to welcome our newest member:
Marg MacLean

President's Message

Last Monday we saw how images are being evaluated by competition judges. It was quite an educational experience to witness how judges viewed and reacted to images that were submitted to our first Prints Competition. Many thanks to all who participated in this competition and congratulations to all winners. Many thanks to Ira Weiss for managing this evening and all the volunteers that helped the judging process to proceed so smoothly.

If you missed last Wednesday's Image Evaluation Session, you can view the recording by going to the member's section of our website, click on Zoom Links/Weekly and then scroll down to past meetings.

There were great images discussed in this session, so I want to thank all members that submitted their photographs. I hope that you found the panelists' comments useful. Many thanks to Gareth Jones for moderating the session and the panelists Scott Bennett and Rob Jemmett who, together with me, shared their expertise and knowledge to suggest improvements and tips on how to take better images.

Our Lecture Series Presentation on Thursday was a definite success. Freeman Patterson is a true icon of Canadian photography and his presentation - The Distinction Between Craft and Art and Why It Matters to Photographers – did not disappoint. The feedback we received from the audience was phenomenal. Thank you Frank Eberdt and John Meadows for another great photographic treat. If you could not attend this presentation, you can view the recording by going to the member's section of our website, click on Zoom Links/Talking Photography Lecture Series and then scroll down to past lectures.

Next Monday you will be able to enjoy the presentation of the results of first Creative/Altered Reality competition. Unfortunately, I will not be able to participate in this meeting as I will be somewhere high in the sky on the way to a distant and remote location.

Andrew Wodzinski
TCC President
President@TorontoCameraClub.com

Photo Credit: Shelley Hassard

Current Powell Gallery: Unbound Nature

Powell Gallery | November 1–9

Open to the public: November 1, 8 from 1:00pm – 5:00pm.

True to its name, *Unbound Nature* offers freedom beyond strict club and CAPA rules, with an emphasis on artistic expression and visual impact.

A welcome reception on **November 1** will give exhibitors an opportunity to share their work with friends, family, and the public.

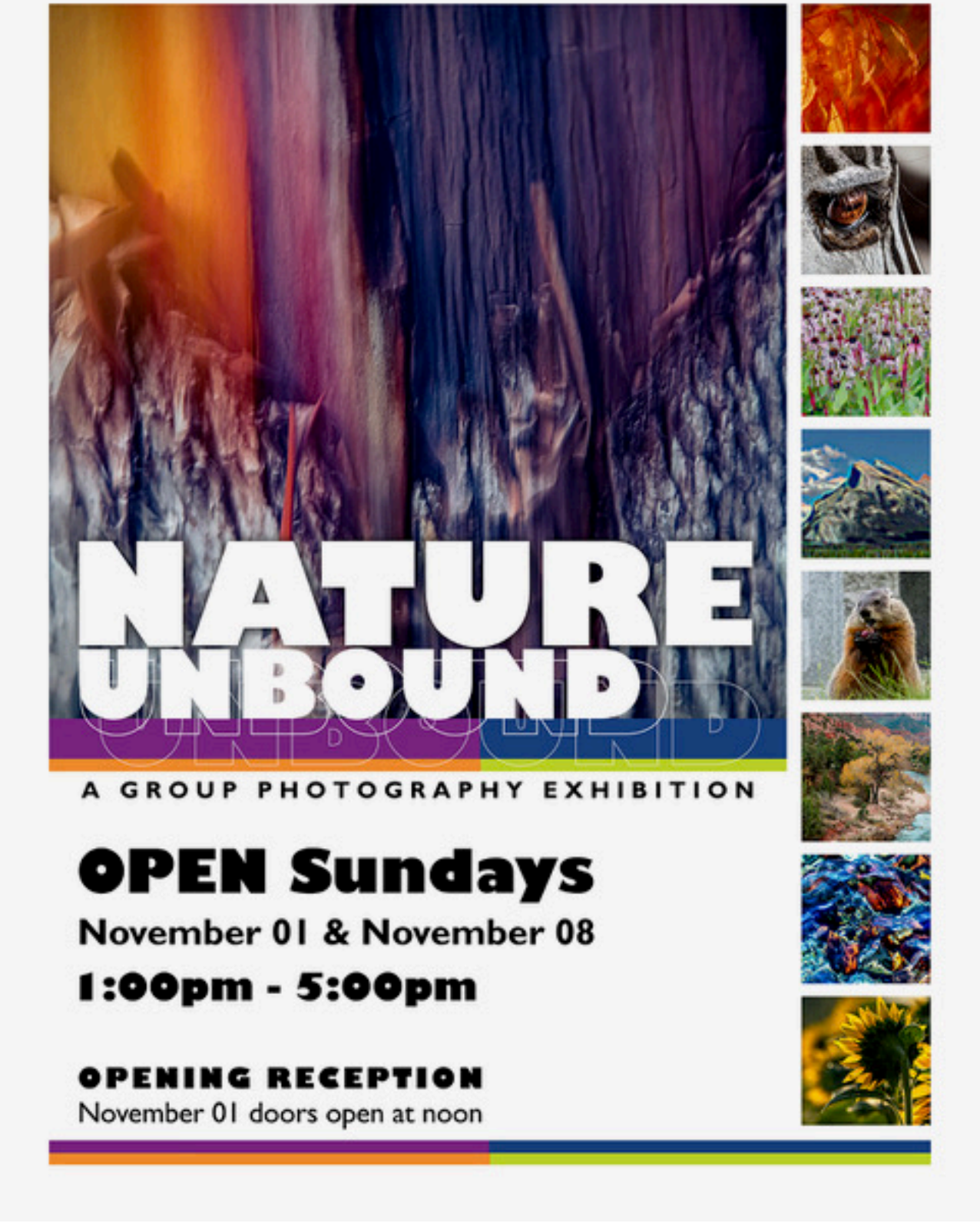

NATURE UNBOUND

A GROUP PHOTOGRAPHY EXHIBITION

OPEN Sundays

November 01 & November 08

1:00pm - 5:00pm

OPENING RECEPTION

November 01 doors open at noon

Upcoming Powell Gallery: Creative Expressions

Powell Gallery | November 15–30

Open to the public (free): November 15, 22, 28 from 1:00pm - 5:00pm.

In *Creative Expressions* our members demonstrate their imagination and personal vision through techniques such as intentional camera movement (ICM), multiple exposures, long exposures, multi-image compositions, or thoughtful digital manipulation.

A welcome reception on November 15 will give exhibitors an opportunity to share their work with friends, family, and the public.

Powell Gallery Call for Submissions: On the Street

❗ Instructions for submitting and printing are available on the Powell Gallery homepage❗

Powell Gallery | December 5–14

Open to the public (free): December 5, 6, 12, 13 from 1:00pm - 5:00pm.

Calling all members! Share your take on street photography—from candid moments to striking scenes of everyday life. Submit your images and show us the streets through your lens.

A welcome reception on December 6 will give exhibitors an opportunity to share their work with friends, family, and the public.

Please indicate your interest by November 16. Prints will be due no later than November 30 as framing and hanging begins December 1.

Please contact PowellGallery@TorontoCameraClub.com

O3C Open Challenge Awards Show

This Sunday, TCC is hosting the O3C Open Challenge awards show. A warm welcome to photographers from all across Ontario - have a wonderful event!



ONTARIO COUNCIL of CAMERA CLUBS

Open Challenge

2026 Awards Show ⬠ November 1, 2026

Categories: Birds
Animals
Botany
Nature General
Scapes
People
People in Action
Architecture
Pictorial
Creative Vision
Theme: Street Photography

Awards Show: Live/Virtual Event
November 1, 2026 9am-12pm
Attend In-Person at the Toronto Camera Club
587 Mt. Pleasant Road, Toronto

Free Event!
Registration is required. Snacks & Refreshments supplied at Live Venue.

Awards: Photographer of the Year, 1st, 2nd & 3rd Place Category Winners, 11 Category Specialists, 11 Club Awards, Honorable Mentions, O3C Showcase Awards, O3C Service Award, O3C Technology Award

Used Gear

TORONTO CAMERA CLUB
EST. 1888

OPEN CHALLENGE

2026 AWARDS SHOW ◇ NOVEMBER 1, 2026

FEATURED FIND #15

Special Price for the OCCC event:

$225

Nikon D5100

Nikon
D5100
Nikon
18-55mm 1:3.5-5.6G VR
AF-S DX NIKKOR

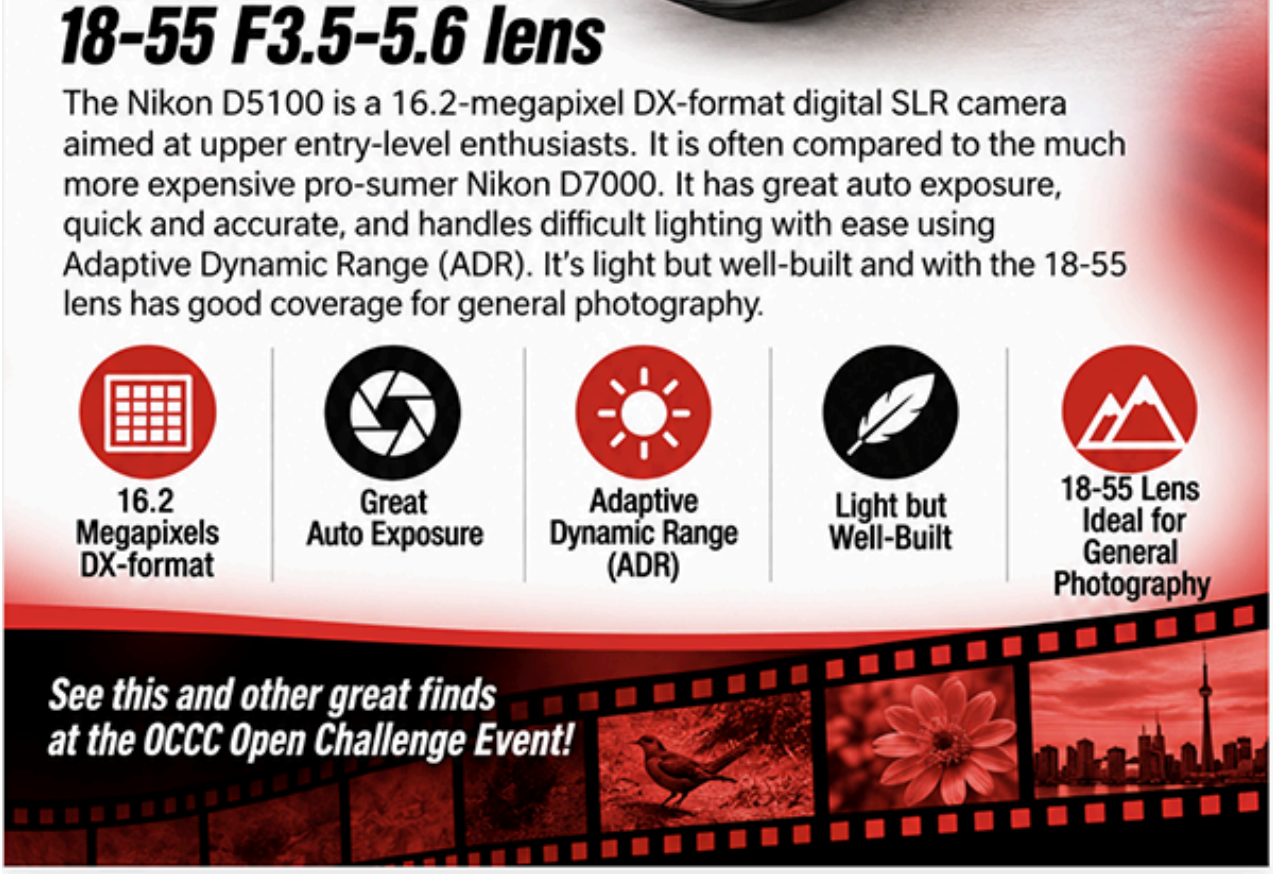

18-55 F3.5-5.6 lens

The Nikon D5100 is a 16.2-megapixel DX-format digital SLR camera aimed at upper entry-level enthusiasts. It is often compared to the much more expensive pro-sumer Nikon D7000. It has great auto exposure, quick and accurate, and handles difficult lighting with ease using Adaptive Dynamic Range (ADR). It's light but well-built and with the 18-55 lens has good coverage for general photography.

16.2 Megapixels DX-format
Great Auto Exposure
Adaptive Dynamic Range (ADR)
Light but Well-Built
18-55 Lens Ideal for General Photography

See this and other great finds at the OCCC Open Challenge Event!



Anatomy of a Glitch by Gui Andrade

Image Evaluation (Round 2) - Creative/Altered Reality

Creative Images:

- Entries due : **Sunday, November 1 before midnight**
- Evaluation session date : **Wednesday, November 4** at 7:30 - 9:30 PM

- **ZOOM ONLY** - Zoom Sessions - please use weekly meeting zoom link found in the website under members / Zoom link / weekly

Entry Requirements :

- Maximum 3 images
- Include maker's name and title
- Maximum dimensions : 1400 x 1050 pixels (under 1.5 MB)
- JPEG with sRGB colour space

Send to: Christopher.Siou@TorontoCameraClub.com
These sessions are meant to provide members with feedback and constructive comments for their images in a friendly and non competitive setting.

New for Creative sessions - 2 sub categories:

1. Images made in camera, including multiple exposures, intentional camera movements etc
2. Images made by computer program manipulation, including using non-generative AI programs to create abstracts, composites etc.

A panel of 3 experienced members will provide the commentaries and no marks will be given. Makers will also remain anonymous.
There will be opportunities for Q&A.
A maximum of 24 images will be reviewed during each session and please be aware that there may not be enough time to fit in all the entries.
For this reason, **please number your entries from 1 to 3**, with 1 being the image that will be given priority for review followed by 2, then 3 if time allows.
Members may make subsequent adjustments to their images and enter them into the respective club competitions afterwards if they wish.
All members are welcome to attend whether they have submitted images or not.
It is a great learning experience for all!
Christopher Siou,
Evaluation Sessions Coordinator
Christopher.Siou@TorontoCameraClub.com

Talking Photography Lecture Series

Last Thursday our lecture series speaker was Freeman Patterson: world-renowned photographer and educator. Over ninety people joined the Zoom session to hear him talk about his philosophy about the importance of the personal meaning of a photographer's photographs. The video recording is now available in the member's only section of our website. It is highly recommended!



B.D. COLEN

THURSDAY NOVEMBER 5TH 7:30PM
Hybrid Presentation

His Approach and Philosophy,
Distilled into His Images

B.D.'s will take the form of an in person and slightly informal, interactive discussion of B.D's photography and the key concepts both technical and philosophical that have guided him in his long career.

B. D. Colen began his life in photography at about the age of 12. By the summer of 1963, he was covering the historic March on Washington as a photo intern for a weekly newspaper. Two summers later he was the sole photographer and reporter for a weekly newspaper in Maine. Colen assumed he would spend his life as working photographer, but in the fall of 1966, on his first day at George Washington University, in Washington, D. C., Colen's life took a major turn when he asked an editor of the college paper if photographers were needed. “They are,” he was told, “but what we really need are people who know how to write news stories.” And Colen then took a detour that lasted until the early 1990s.

Since 2016 Colen, who is now technically retired, moved to London, Ontario, to start a new life with a new wife. Colen continues to photograph, though now his subjects are more likely to be the three dachshunds and a cat who share house space with Colen and his wife, and the landscape of southwestern Ontario.

Lectures are free for members. Non-members can purchase a ticket to this presentation for $15 CAD by clicking on the button below.

Get Your Tickets Here!

We are looking forward to hosting B.D. in person in our club! His presentation will also be available live on Zoom as well.

The presentation will be recorded and the link to the recording will be available to our members via our website for two weeks.

133rd TORONTO INTERNATIONAL SALON of PHOTOGRAPHY

133rd TORONTO SALON
Be part of the Tradition - Since 1892
http://salon.torontocameraclub.com

Here is a just a friendly reminder – Be part of the tradition!
Enter and showcase your work on the international stage!

133rd International Salon Competition:

- **Nature**
- **Pictorial Color**
- **Pictorial Mono**
- **Photojournalism**
- **Still Life**
- **Pets and Domestic Animals**

Closing date is November 7, 2026!

For further information, please visit our Salon page

Please, read Entry Rules! If you have any question or concern, do not hesitate to contact: SalonChair@TorontoCameraClub.com

GOOD LUCK!

Enter Now!

Speedlite Flash: Member Question and Answer

Two weeks ago I included a note dealing with the question of using Speedlite flash units in old, dark interiors such as churches.
This week I am following up with my answer to a second question from a member. (I should clarify that these answers are my opinion on the topics and that I do not claim to be an expert).

The Question

“”Finally there are diffusers that you can put on your external flash. I don't know what you think of them but as an idea could you write an article for the newsletter? Tell us the different types and whether in your opinion they are useful or trash and don't waste your good money on them.”

My Answer

Before talking about diffusers, what they are used for and their efficacy I should talk about the problem they are trying to solve. That involves a discussion on how any light source , from the sun to a Speedlite affects the nature of shadows.

We all know that mid day on a cloudless sunny day is the worst time to make photographs (except when one is looking for very high contrast or to focus on shadows.). This is because the shadows created by the sun are dark and sharply delineated. Whereas, on an overcast day shadows are soft and create texture and depth to objects.

Why is this?

The common answer we hear is that a cloudy sky softens the light. What does this mean?

Dark and sharply delineated shadows are created when the source of light is direct and small relative to the subject being lit

While the sun is very large object, it is approximately 93 million miles from earth and therefore it is small compared to the things on earth being lighted by it. This is why the light beams from the sun are essentially parallel or direct so that in a cloudless sky, shadows are dark and sharp. On an overcast day however, the light beams from the sun hit the clouds, which are made up of droplets of water. While the droplets are small they are much larger than the wavelengths of light and so essentially scatters the light in every direction, through out the sky. This results in the sky becoming an enormous light source with light hitting objects on the earth from all directions. This causes the strong shadows caused by light originating from one part of the sky being filled by light from another side with the overall effect of a soft light with gentle, gradual shadows.

The idea of diffusers for studio lights or Speedlite flash units is to create a similar,effect. Studio strobes and Speedlite flashes are quite small and generally positioned close to the subject and therefore create strong, dark shadows. In order to soften their shadows diffusers are made using materials such as silicone or fabric designed to scatter the light and cause it to emanate from the whole surface of the diffuser in multiple directions. The larger the diffuser area the more effective it is.

Speedlites used off-camera can be equipped with suitable,large diffuser attachments, e.g. a “shoot through” or bounce umbrella. These can be very effective, especially when multiple flash or reflectors are used.

On-camera Speedlites are a different issue. Many companies sell small diffusers that attach directly to the Speedlite. These come on a number of formats , globe, flat, etc as shown in the photo below. These are three diffusers I bought when I did not know better!



The common factor in all of these is that they are small and do not significantly increase the size of the light source. This means that for a flash, aimed directly at the subject, which they are intended to ‘soften’, they are effectively useless. They are too small to have any significant effect on reducing the shadow density.Their primary effect is to simply lessen the power output of the light by one or more f-stop. This means that you need to run the flash at a higher power for the same exposure, or use a larger aperture or ISO, hence reducing the life of your battery or possibly reducing the depth of field of your shot.

The one situation where they can offer a slight fill effect on shadows is the use of the globe type diffuser. This diffuser , due to its globe form does scatter some light out to the sides. This has no real value when the flash is aimed directly at a subject, which is the hope when using a diffuser. If the flash however is used to bounce light of a side wall or ceiling, the light leaked from the sides of the globe is now hitting the subject from a different angle than the main flash light and will contribute to soften the shadows created.

My basic advice is not to waste your money on these. In my early days, when I was young, did not understand the basics of light and still believed marketing claims, I bought the three types in my photo. After testing each one and finding they did nothing for my photos I have never used them since, other than for demonstration. I learned how to use flash properly, which I hope to pass on in my workshops, and possibly just as important, when not to use flash..

This may not be what our questioner hoped to hear but I I hope it answers the question and saves you some money.

Again, if you have any questions please contact me.

Dermot O’Carroll

WorkshopChair@TorontoCameraClub.com

POST Local Outing: High Park

Sunday, October 18, 2026

Toronto Camera Club members met at High Park to photograph autumn scenes and meet fellow members. Colours and leaves were plentiful along the winding trails, trees and the small pond we photographed.

It was a tranquil walk through the fallen leaves and the weather was warm. Some members spotted and photographed a Red-tailed Hawk, Blue Jay and Red-bellied woodpecker. Members also did some street photography and shared their photos with members. Next year, we will start earlier in the day to catch the softer light.

Pat Gerada

Local Outings
LocalOutings@TorontoCameraClub.com

Marni Appel

Pat Gerada

Karlo Gliha


Andrea Surich

Michael Doucet


Andi Margo

Linda Rosen

Vicki Ilgacs

Walking in your footsteps.......Walking in your footsteps !!

Sam Wong

Vintage Exposure

Curated by Alan Bell
HardcopyArchiveChair@TorontoCameraClub.com

Quotes by Creatives
"Never play to the gallery…
Always remember that the reason that you initially started working is that there was something inside yourself that you felt that if you could manifest in some way, you would understand more about yourself and how you coexist with the rest of society. I think it's terribly dangerous for an artist to fulfill other people's expectations — they generally produce their worst work when they do that." **David Bowie**

"Creativity takes courage" - **Henri Matisse**

"Art is a line around your thoughts." – **Gustav Klimt**

"To be an artist is to believe in life." – **Henry Moore**

"Art evokes the mystery without which the world would not exist." – **René Magritte**

"The true use of art is, first, to cultivate the artist's own spiritual nature." – **George Inness**

"The principles of true art is not to portray, but to evoke." – **Jerzy Kosinski**

"Great art picks up where nature ends." – **Marc Chagall**

"The richness I achieve comes from nature, the source of my inspiration." – **Claude Monet**

"If I could say it in words there would be no reason to paint." – **Edward Hopper**

"Before I start carving the idea must be almost complete. I say 'almost' because the really important thing seems to be the sculptor's ability to let his intuition guide him over the gap between conception and realization without compromising the integrity of the original idea."- **Barbara Hepworth**

"I never paint dreams or nightmares. I paint my own reality." – **Frida Kahlo**
"If the artist has outer and inner eyes for nature, nature rewards him by giving him inspiration." – **Wassily Kandinsky**

"It is not so much where my motivation comes from but rather how it manages to survive." – **Louise Bourgeois**

“You don’t take a photograph, you make it.” – **Ansel Adams**
“The works must be conceived with fire in the soul but executed with clinical coolness.” – **Joan Miró**

“To my mind one does not put oneself in place of the past, one only adds a new link.” – **Paul Cézanne**

“I shut my eyes in order to see.” – **Paul Gauguin**

“The main thing is to be moved, to love, to hope, to tremble, to live.” – **Auguste Rodin**

“The beautiful, which is perhaps inseparable from art, is not after all tied to the subject, but to the pictorial representation. In this way and in no other does art overcome the ugly without avoiding it.” – **Paul Klee**

“Whether you succeed or not is irrelevant, there is no such thing. Making your unknown known is the important thing.” – **Georgia O’Keeffe**

“Creativity takes courage.” – **Henri Matisse**

“Every artist was first an amateur.” – **Ralph Waldo Emerson**

“Have no fear of perfection, you'll never reach it.” – **Salvador Dalí**

“We don’t make mistakes, just happy little accidents.” – **Bob Ross**

“If you hear a voice within you say ‘you cannot paint,' then by all means paint, and that voice will be silenced.” – **Vincent Van Gogh**

“Every child is an artist. The problem is how to remain an artist once we grow up.” – **Pablo Picasso**

“Don’t think about making art, just get it done. Let everyone else decide if it’s good or bad, whether they love it or hate it. While they are deciding, make even more art.” – **Andy Warhol**

“I want to make paintings that look as if they were made by a child.” – **Jean-Michel Basquiat**

“No great artist ever sees things as they really are. If he did, he would cease to be an artist.” – **Oscar Wilde**

“Painting is easy when you don’t know how, but very difficult when you do.” – **Edgar Degas**

“There are no rules. That is how art is born, how breakthroughs happen. Go against the rules or ignore the rules. That is what invention is about.” – **Helen Frankenthaler**

Also, for those interested in some history of photography, a video produced by George Eastman House

Upcoming Events

Click above to see the upcoming events.

Most meetings will be held as hybrid meetings - that is, in person at the Club and as well as on Zoom.
Please check the website before heading out to the club in case of last minute changes.

If you want to add articles to future newsletters please send them to News@TorontoCameraClub.com.

If you have any concerns about the club, please feel free to approach any board member either in person or through email (MOF@TorontoCameraClub.com). Written concerns can also be put into the secretary's mailslot.